



ALABAMA 911 BOARD

**NOVEMBER 16, 2022
BOARD MEETING
MONTGOMERY, AL**



@alabama911board



Alabama 9-1-1 Board



@al911board



<http://al911board.com>

Board Meeting Agenda

Introduction

- ❖ Call to Order
- ❖ Roll Call
- ❖ Agenda Approval (Tab 1)
- ❖ Minutes Approval (Tab 2)
- ❖ Guest Introductions

Reports

- ❖ Committee Reports (Tabs 3 - 4)
 - Finance Committee
 - Education & Outreach/Governance Joint Committee
- ❖ Staff Reports (Tabs 5 - 10)
 - Director's Report
 - GIS Report
 - Education Report
 - ANGEN Report
 - Financial Report
 - Legal Report

Closing

- ❖ Old Business
 - Executive Director Evaluation
- ❖ New Business
- ❖ Public Comments
- ❖ Next Meeting
- ❖ Adjournment



Committee Reports

(Tabs 3 - 4)



Finance Committee Meeting Agenda (Tab 3)

November 2, 2022
Montgomery, AL

Discussion Item(s):

- ☐ Presentation of Financial Statements
- ☐ 9-1-1 Fund Outlook
 - Upcoming contract considerations
 - District-specific items

Director's Recommendation(s) to the Committee:

- ☐ Acceptance of September 2022 Financial Statements as presented
- ☐ Allowance to move forward with data sharing research project

Committee's Recommendation(s) to the Board:

- ☐ Acceptance of the Committee's report inclusive of the recommendations contained within



Education and Outreach & Governance Joint Committee Meeting* Agenda (Tab 4)

November 2, 2022
Montgomery, AL

**Education and Outreach Committee Meeting only due to no quorum present of the Governance Committee.*

Discussion Item(s):

- ☐ PST Certification Program
- ☐ 2023 User Conference
- ☐ Organizational Outlook

Director's Recommendation(s) to the Committee:

- ☐ Allowance to move forward with data sharing research project

Committee's Recommendation(s) to the Board:

- ☐ Acceptance of the Committee's report inclusive of the recommendations contained within



Staff Reports

(Tabs 5 - 10)



Director's Report

(Tab 5)

MS. LEAH MISSILDINE & MR. ADAM BROWN

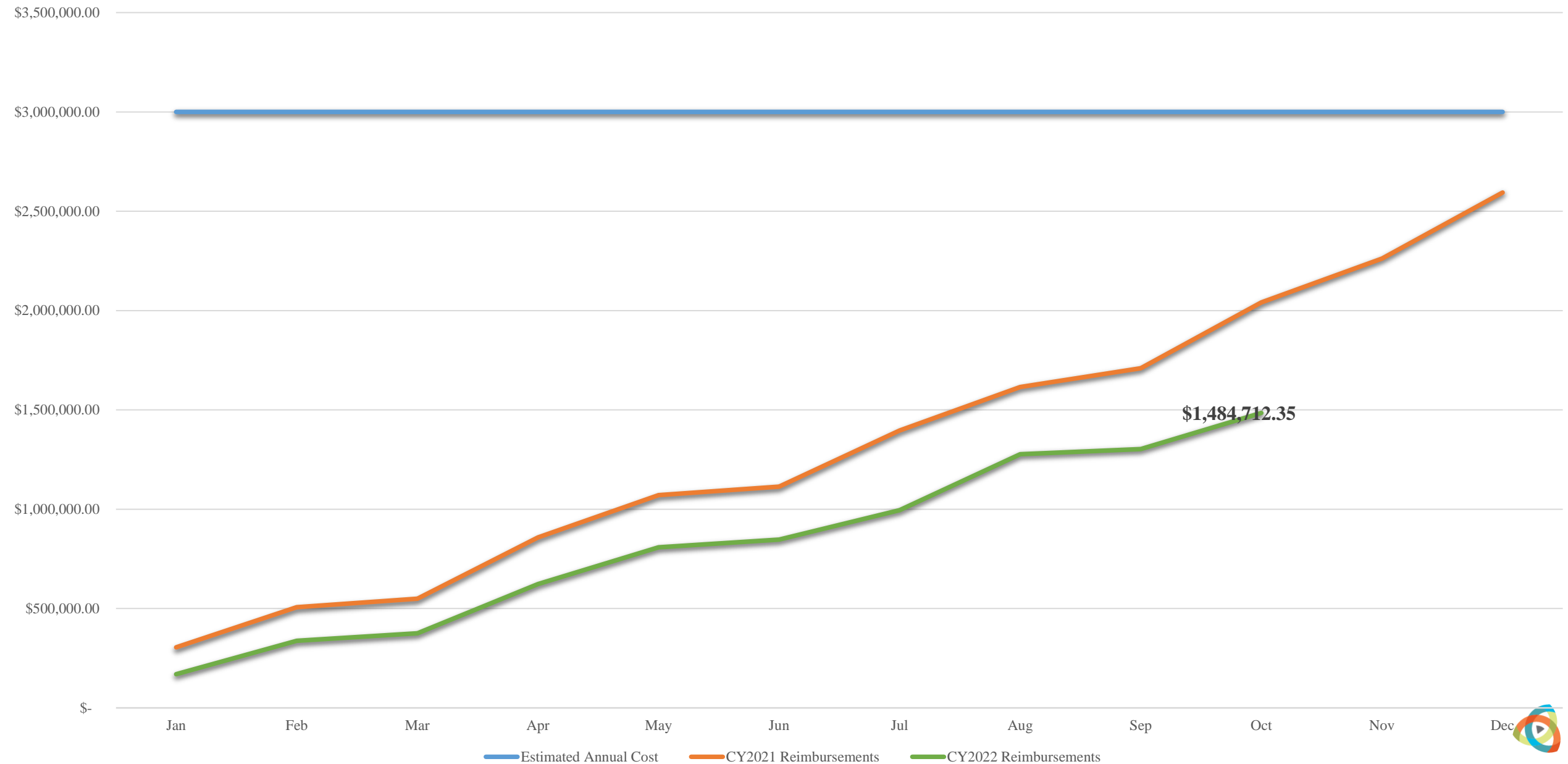


Updates and Considerations

- ❖ **Legacy Reimbursements**
- ❖ **Gateway versus SIP Conversions**
- ❖ **Grant Update**
- ❖ **Building Blocks & Next Steps**
 - **ALPST Certification Program**
 - **GIS Program**
 - **CPI-U Adjustment Preparation**
 - **Interoperability Discussions with AL EMA, ALEA, and 911 Board Staff**
 - **9-8-8**
 - **Research Opportunity for Mass Casualty Incidents**



Legacy Cost Reimbursement: Estimated vs Actual



@alabama911board



Alabama 9-1-1 Board



@al911board



<http://al911board.com>

Gateway versus SIP Call Delivery Update

- **Dekalb County 911** – quotes received; will work with vendor to set date. District was awarded grant towards legacy to SIP conversion on 09/21/2022.
- **Tallapoosa County 911** – quotes received; will work with vendor to set date. District was awarded grant towards legacy to SIP conversion on 09/21/2022.
- **Midfield 911** – scheduled for October 25, 2022 but had to be pushed due to communication failure between vendor and district regarding need for map data. Board office downloaded remediated data on 10/31/22 to share with vendor.
- ✓ **Irondale 911** – SIP conversion occurred on or before November 3, 2022.
- ✓ **Dallas County 911** – SIP conversion occurred September 28, 2022.
- ✓ **Lee County 911** – SIP conversion occurred October 24, 2022. Per PSAPs, immediate improvements in call-handling occurred and there have been no further reports of call duplication.



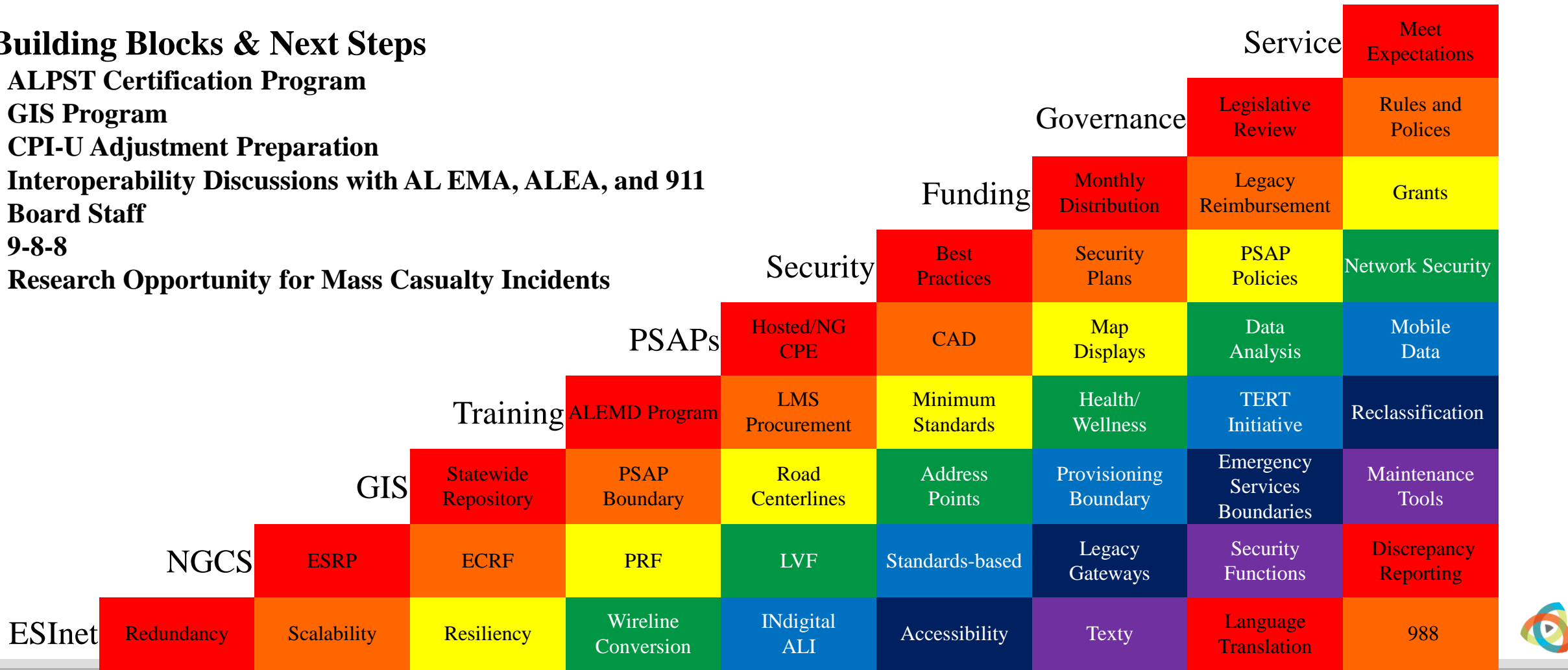
Grant Cycle 7 Awards

Application Number	Emergency Communication District	Project Type	Award Amount	Agreement Returned	Funds Sent to Grantee
GC7-2022-001	Henry County	NG9-1-1 Recorder	\$ 20,045.00	10/03/2022	10/24/2022
GC7-2022-002	Autauga County	NG9-1-1 CPE	\$ 85,193.96	11/09/2022	pending
GC7-2022-003	Tallapoosa County	Direct IP Call Delivery	\$ 36,339.00	10/28/2022	pending
GC7-2022-004	Marengo County	NG9-1-1 CPE	\$ 125,358.75	11/03/2022	pending
GC7-2022-007	Marion County	NG9-1-1 CPE	\$ 103,983.75	9/30/2022	10/24/2022
GC7-2022-008	Winston County	NG9-1-1 Recorder	\$ 25,000.00	10/31/2022	pending
GC7-2022-012	Randolph County	NG9-1-1 Recorder	\$ 25,000.00	10/20/2022	10/24/2022
		GIS-related	\$ 7,219.88		
GC7-2022-013	Colbert County	CAD	\$ 106,698.60	11/08/2022	pending
GC7-2022-014	Bullock County	NG9-1-1 Recorder	\$ 24,485.00	10/04/2022	10/24/2022
GC7-2022-015	Morgan County	NG9-1-1 CPE	\$ 21,261.37		
GC7-2022-016	Choctaw County	CAD	\$ 4,500.00	11/01/2022	pending
GC7-2022-018	Jefferson County	NG9-1-1 Recorder	\$ 25,000.00	10/03/2022	10/24/2022
GC7-2022-020	Jackson County	NG9-1-1 CPE	\$ 138,750.00		
GC7-2022-024	DeKalb County	NG9-1-1 CPE	\$ 173,306.25		
TOTAL			\$ 922,141.56		



❖ Building Blocks & Next Steps

- ALPST Certification Program
- GIS Program
- CPI-U Adjustment Preparation
- Interoperability Discussions with AL EMA, ALEA, and 911 Board Staff
- 9-8-8
- Research Opportunity for Mass Casualty Incidents



Building Blocks of Alabama 911

Mission: To work in partnership with Emergency Communication Districts of Alabama to facilitate and promote effective, efficient, and reliable 9-1-1 service statewide to the residents and visitors of Alabama.



ECD/PSAP Status Report

ADAMSVILLE 911				
Legacy Cost Reimbursement (by FY)				
2021Q1	2021Q2	2021Q3	2021Q4	
\$ -	\$ -	\$ -	\$ -	
2022Q1	2022Q2	2022Q3	2022Q4	
2023Q1	2023Q2	2023Q3	2023Q4	
Grants				
Project Type	Award Amount	Compliance	Complete	
GC1				
GC2				
GC3				
GC4				
GC5				
GC6				
GC7				
Funding from the Alabama 9-1-1 Board (by FY)				
Annual Total of Monthly Distributions	ANGEN Refund	Reimbursement	Grant	Unclaimed CR Declaration
2014 \$ 516,605.52				\$ 102,646.97
2015 \$ 736,187.25				
2016 \$ 721,894.66				
2017 \$ 744,959.18				
2018 \$ 644,815.01				
2019 \$ 690,274.47	\$ 26,076.47			\$ 19,176.09
2020 \$ 690,274.47				\$ 47,865.27
2021 \$ 690,274.47				\$ 22,022.36
2022 \$ 690,274.47				\$ 19,136.60
2023				
911 Call Statistics				
911 Call Statistics	# 911 Calls	Call Answer/Ring Times	?	
2020				
2021				
2022				
2023				

ADAMSVILLE 911				
Alabama Public Safety Telecommunicator Certification Program				
Project	# of employees	# certified	Compliance Rate	
Adamsville PD	8	3	38%	
2				
3				
4				
5				
6				
	8	3	38%	
Onboarding				
Gap 1 Report & Changes	Onboard into VEP	Gap 2 Report & Changes		
Intra-jurisdictional Data Remediation				
Editor Training	Run Validations	Generate & Correct Anomaly Reports	Remediate into Standards-based Schema	
Cross-jurisdictional Data Remediation				
Birmingham	Neighbor 3	Neighbor 4		
Provision to NG911				
Provision to Spatial Interface	Ingest into NGCS			
Maintenance				
Monitoring				
Systems				
CPE/CHE	GIS	Recorder	Backup Power	
Hosted VESTA	In-house	NICE/Replay Sys	UPS/Generator	

ESCAMBIA 911				
Alabama Public Safety Telecommunicator Certification Program				
Project	# of employees	# certified	Compliance Rate	
Amore PD	7	0	0%	
Brenton PD	5	0	0%	
East Brewton PD	5	0	0%	
Escambia Co SO	6	1	17%	
Jonstad PD	4	0	0%	
Ward Creek PD	8	8	100%	
ECD	35	9	26%	
Onboarding				
Gap 1 Report & Changes	Onboard into VEP	Gap 2 Report & Changes		
Intra-jurisdictional Data Remediation				
Editor Training	Run Validations	Generate & Correct Anomaly Reports		
Cross-jurisdictional Data Remediation				
Mobile	Concub	Covington		
Provision to NG911				
Provision to Spatial Interface	Ingest into NGCS			
Maintenance				
Scheduling suggestions here				
Systems				
CPE/CHE	GIS	Recorder	Backup Power	
Hosted VESTA	NG911 Board	Reptile	UPS/Generator	

Legacy Cost Reimbursement (by FY)				
2021Q1	2021Q2	2021Q3	2021Q4	
\$ 793.50	\$ 793.50	\$ 793.50	\$ 793.50	
2022Q1	2022Q2	2022Q3	2022Q4	
2023Q1	2023Q2	2023Q3	2023Q4	
Grants				
Project Type	Award Amount	Compliance	Complete	
GC1				
GC2				
GC3				
GC4				
GC5				
GC6	\$ 83,187.00	No	No	
GC7				
Funding from the Alabama 9-1-1 Board (by FY)				
Annual Total of Monthly Distributions	ANGEN Refund	Reimbursement	Grant	Unclaimed CR Declaration
2014 \$ 42,432.83				\$ 12,130.46
2015 \$ 64,310.79				
2016 \$ 62,970.94				
2017 \$ 65,114.95				
2018 \$ 53,432.32				
2019 \$ 57,199.30	\$ 3,016.98			\$ 12,385.99
2020 \$ 57,199.30				\$ 31,281.88
2021 \$ 57,199.30	\$ 3,174.00			\$ 14,465.44
2022 \$ 57,199.30				\$ 12,620.33
2023				
911 Call Statistics				
# 911 Calls	Call Answer/Ring Times	?		
2020				
2021				
2022				
2023				



@alabama911board



Alabama 9-1-1 Board



@al911board



http://al911board.com



2023 CPI Adjustment

§11-98-5 (c) (2) states:

(2) The 911 Board, not later than October 1 in the year 2018 and each fifth year thereafter, shall adjust the 911 charge to produce an increase in the baseline 911 revenues sufficient to increase the amount distributed to each district under this chapter during the immediately preceding fiscal year by an amount equal to the rate of growth, determined as a percentage, in the Consumer Price Index for Urban Consumers (CPI-U) for such five-year period. Once adjusted as provided in this section, the resulting revenues shall become the baseline 911 revenues until amended or adjusted under the procedures established in this chapter.

§11-98-5.2 (b) (3) states:

Within 90 days of the effective date of any adjustment in the statewide 911 charge to increase the baseline 911 revenues under subdivision (2) of subsection (c) of Section 11-98-5, the base distribution amount shall be increased by an amount equal to the product of: a. the total amount distributed to the district in the immediately preceding fiscal year, multiplied by b. the rate of growth, determined as a percentage, in the CPI-U utilized by the 911 Board for the prior five-year period pursuant to subdivision (2) of subsection (c) of Section 11-98-5.



Historical Consumer Price Index (CPI-U) Data												
YEAR	JAN	FEB	MAR	APR	MAY	JUN	JUL	AUG	SEP	OCT	NOV	DEC
2018	247.867	248.991	249.554	250.546	251.588	251.989	252.006	252.146	252.439	252.885	252.038	251.233
2019	251.712	252.776	254.202	255.548	256.092	256.143	256.571	256.558	256.759	257.346	257.208	256.974
2020	257.971	258.678	258.115	256.389	256.394	257.797	259.101	259.918	260.280	260.388	260.229	260.474
2021	261.582	263.014	264.877	267.054	269.195	271.696	273.003	273.567	274.310	276.589	277.948	278.802
2022	281.148	283.716	287.504	289.109	292.296	296.311	296.276	296.171	296.808	298.012	Available Dec. 13th	

Source: Bureau of Labor Statistics as of 11/14/2022.

CPI Inflation Calculator

\$

1.00

in

January

2018

has the same buying power as

\$1.20

in

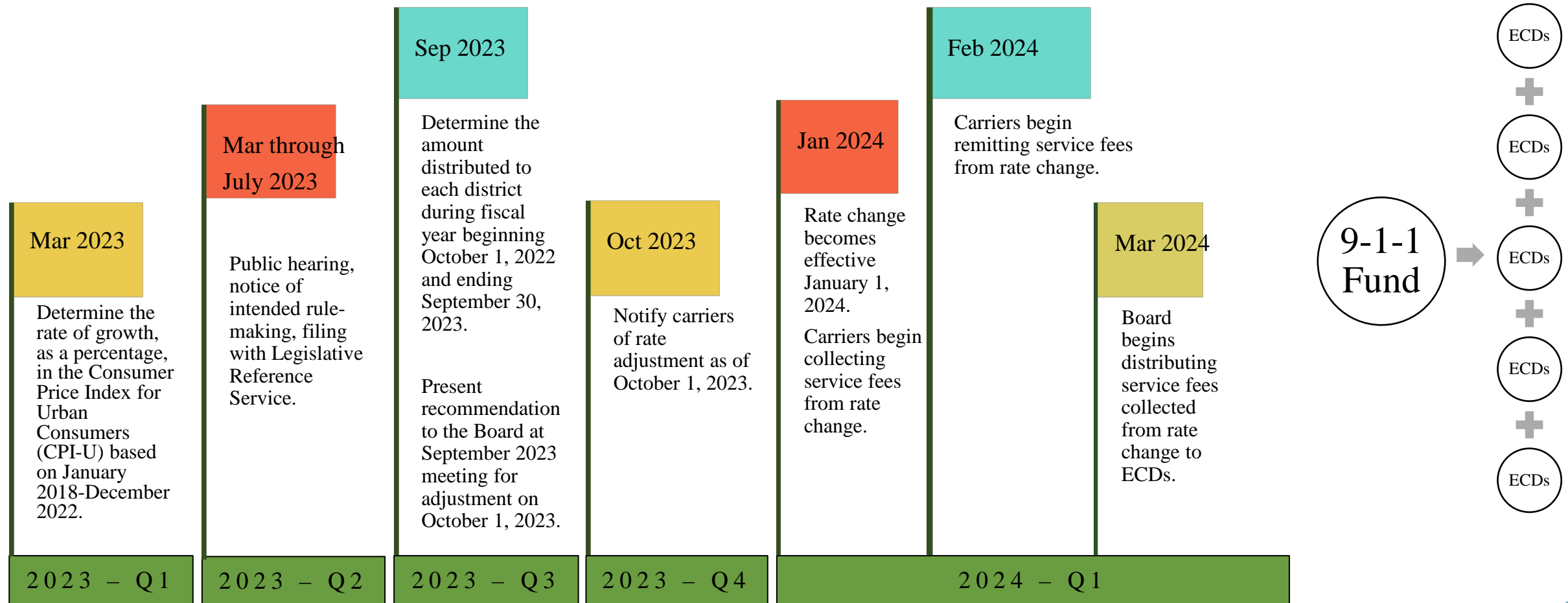
October

2022

Calculate



2023 CPI Implementation and Timeline



Research Opportunity: Early Indicators of Mass Casualty Incidents at Schools

➤Need

- Predict what 911 call data may indicate critical or mass-casualty incidents

➤Stakeholders

- School Officials
- Public Safety Officials
- Local, State, Federal Government
- General Public
- Others

➤Roles

- INdigital – ESInet provider, location data provider, and aggregator
- PSNA – Logix provider
- University of California San Diego (UCSD) and San Diego Supercomputer Center (SDSC) – machine learning models for call evaluation
- ANGEN – 5 years of historical data to be provided to UCSD and used to establish baseline models

➤Research

- make historical call data available to UCSD



Recent and Ongoing Deadlines/Activities

1) Recent

- a. Certification Program
- b. GIS Executive Council
- c. NASNA
- d. Fund Outlook & Budgeting
- e. PSAP/ECD Engagement

2) Ongoing

- a. PSAP Outreach for ANGEN Services, Reimbursement Programs, Education Programs, & the GIS Project Meetings with other States and Entities about GIS and ESInet interoperability
- b. Status Calls with DATAMARK, INdigital, etc.
- c. Statewide Notification System Workgroup Meetings
- d. 988 Coalition/AL Dept. of Mental Health Strategic Planning Focus Group



2023 Upcoming Meetings (Committees & Board)

Scheduled through 2023

- i. Board (3rd Wednesday of odd months)
 - January 18, 2023
 - March 15, 2023
 - May 17, 2023
 - July 19, 2023
 - September 20, 2023
 - November 15, 2023
- ii. Tentative Committee Meetings (2 weeks prior to Board Meetings on Tuesday, Wednesday, and/or Thursday, as needed)
 - January 3-5, 2023
 - February 28-March 2, 2023
 - May 2-4, 2023
 - July 5-6, 2023 (excludes July 4th holiday)
 - September 5-7, 2023
 - October 31-November 2, 2023



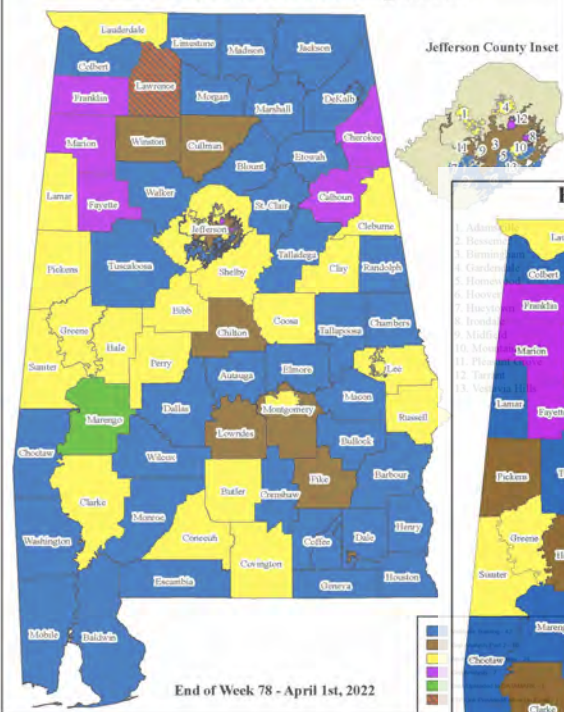
GIS Report

(Tab 6)

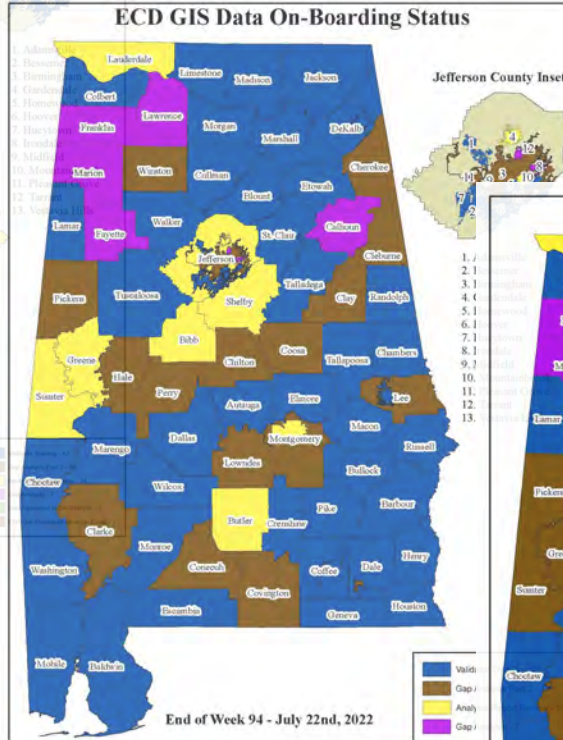
MR. ANDERSON BROOMS



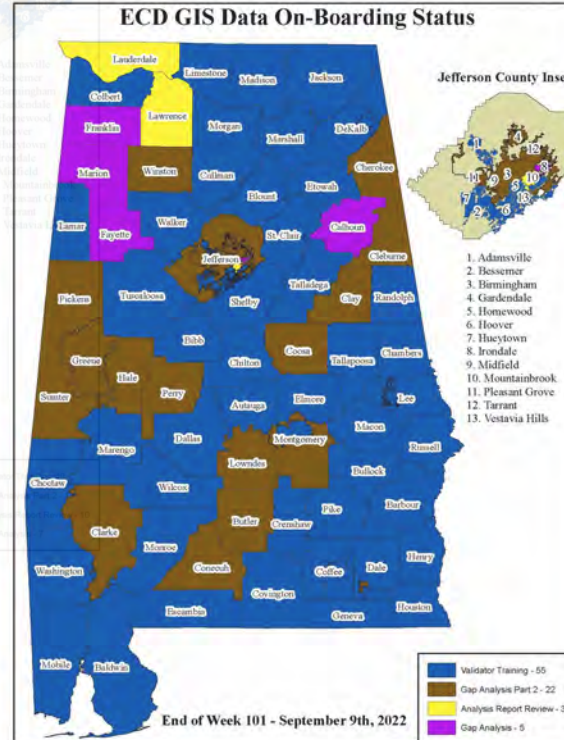
ECD GIS Data On-Boarding Status



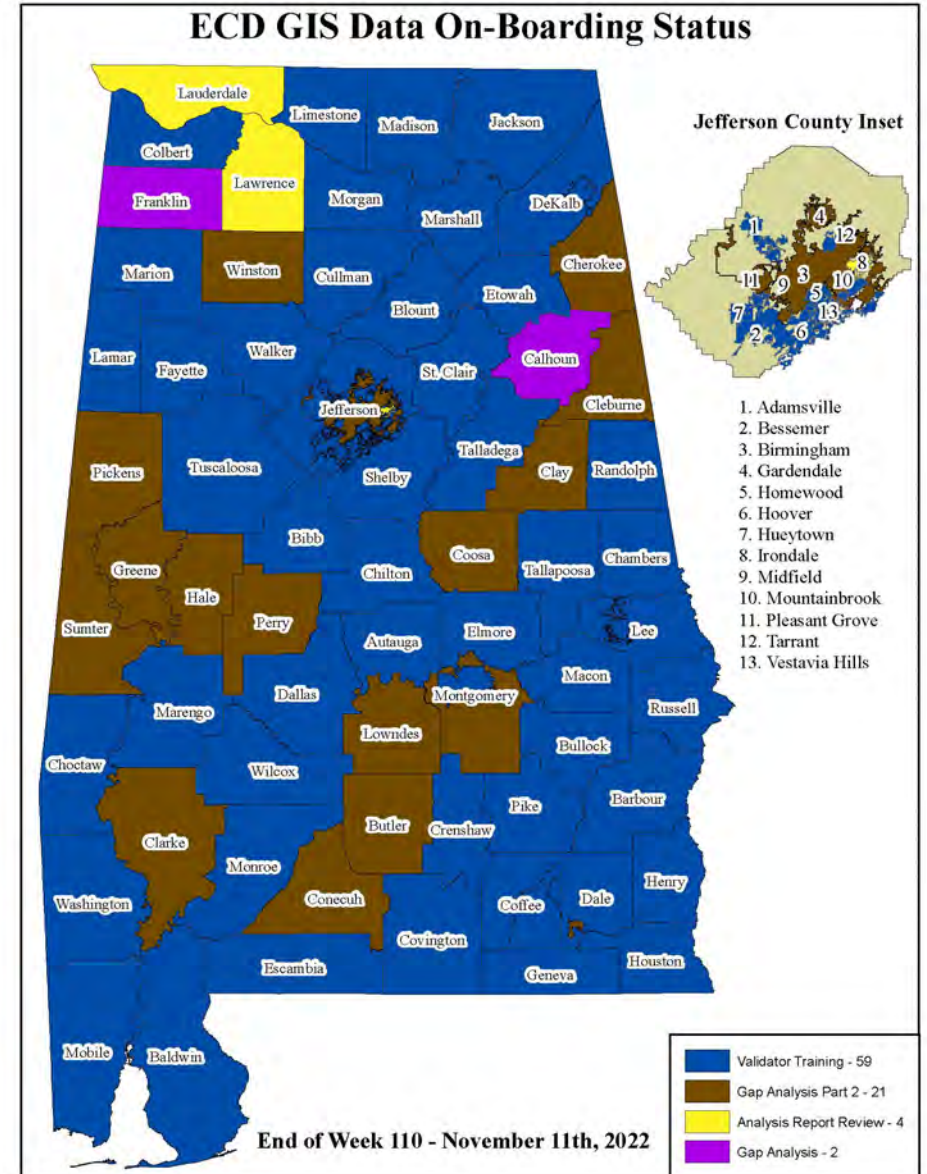
ECD GIS Data On-Boarding Status



ECD GIS Data On-Boarding Status



ECD GIS Data On-Boarding Status

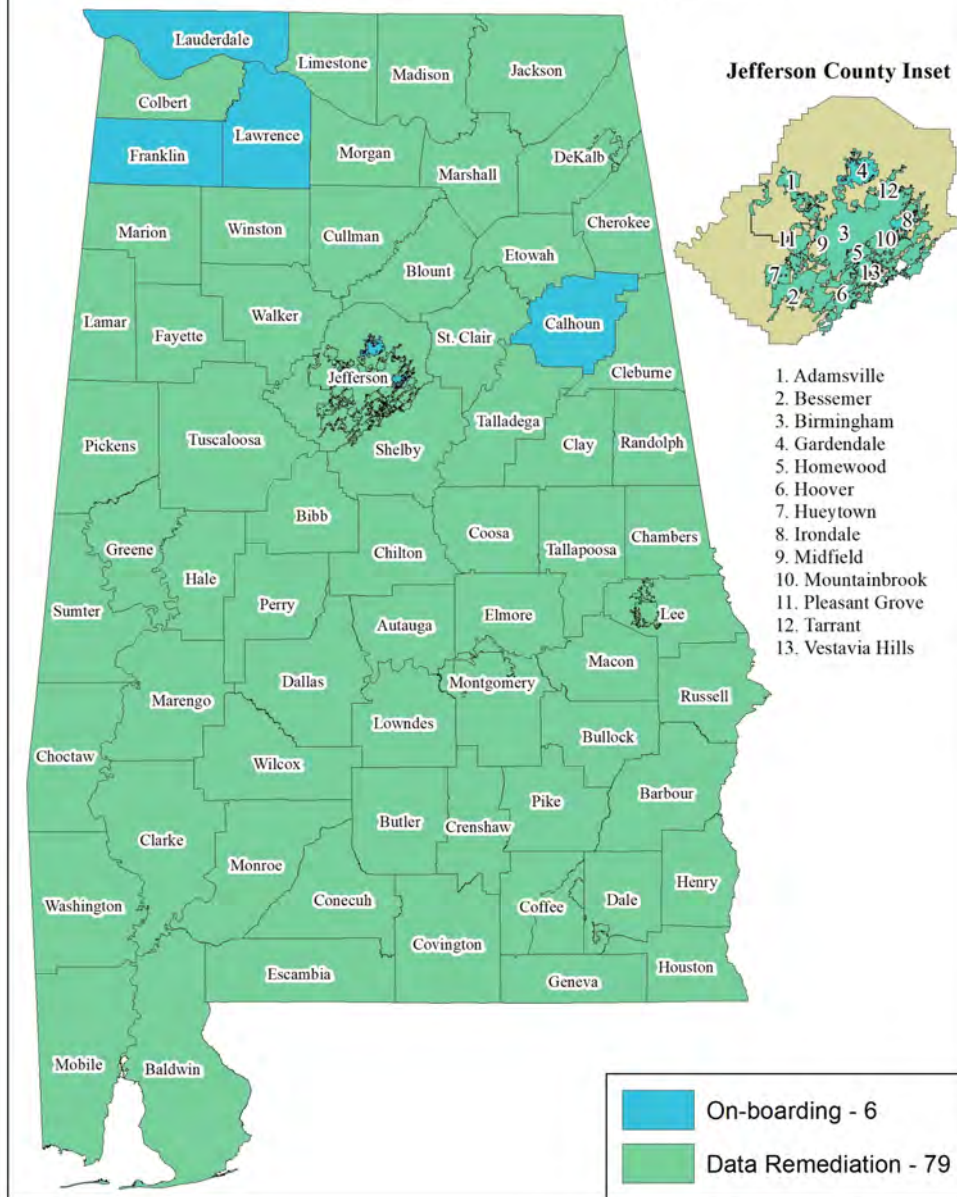


1. Adamsville
2. Bessemer
3. Birmingham
4. Gardendale
5. Homewood
6. Hoover
7. Hueytown
8. Irondale
9. Midfield
10. Mountainbrook
11. Pleasant Grove
12. Tarrant
13. Vestavia Hills

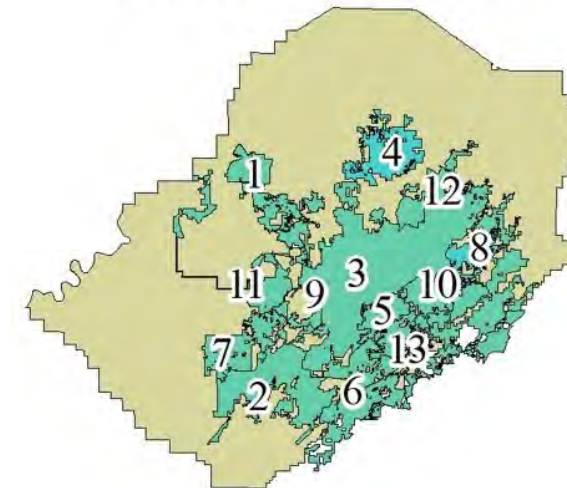


	Legacy State	On-boarding	Intra-jurisdictional Data Remediation		Cross-jurisdictional Data Remediation	Provision to NG911	Maintenance
Action(s) Necessary	<ul style="list-style-type: none">None	<ul style="list-style-type: none">Upload DataGap 1 Report & ChangesOnboard into VEPGap 2 Report & Changes	<ul style="list-style-type: none">Validator TrainingEditor TrainingRun ValidationsGenerate & Correct Anomaly ReportsRemediate into Standards-based Schema		<ul style="list-style-type: none">Same as previous Phase, but with your neighbors	<ul style="list-style-type: none">Export to Enterprise SystemsProvision to Spatial InterfaceIngest into NGCS	<ul style="list-style-type: none">Maintain NG911 DatasetAdd all the data layers an ECD wantsAmend as schema or standards change
# of ECDs in this Phase	0	6	79		16	-	-
		<ol style="list-style-type: none">CalhounFranklinGardendaleIrondaleLauderdaleLawrence	<ol style="list-style-type: none">AdamsvilleAuburnAutaugaBaldwinBarbourBessemerBibbBirminghamBlountBullockButlerChambersCherokeeChiltonChoctawClarkeClayCleburneCoffeeCullmanColbertConecuhCoosaCovingtonCrenshawDaleDalevilleDallasDekalbElmoreEnterpriseEscambiaEtowahFayetteFt PayneGenevaGreeneHaleHenry	<ol style="list-style-type: none">HaleHomewoodHoustonHueytownJacksonJeffersonLamarLeeLimestoneLowndesMaconMadisonMarengoMarionMarshallMidfieldMobileMonroeMontgomery CityMontgomery CountyMorganMountain BrookPerryPickensPikePleasant GroveRandolphRussellShelbySt ClairSumterTalladegaTallapoosaTarrantTuscaloosaVestavia HillsWalkerWashingtonWilcoxWinston	<ol style="list-style-type: none">AdamsvilleBaldwinBessemerBirminghamBlountCullmanHomewoodHooverHueytownJeffersonMidfieldMobileShelbySt. ClairVestaviaWalker		

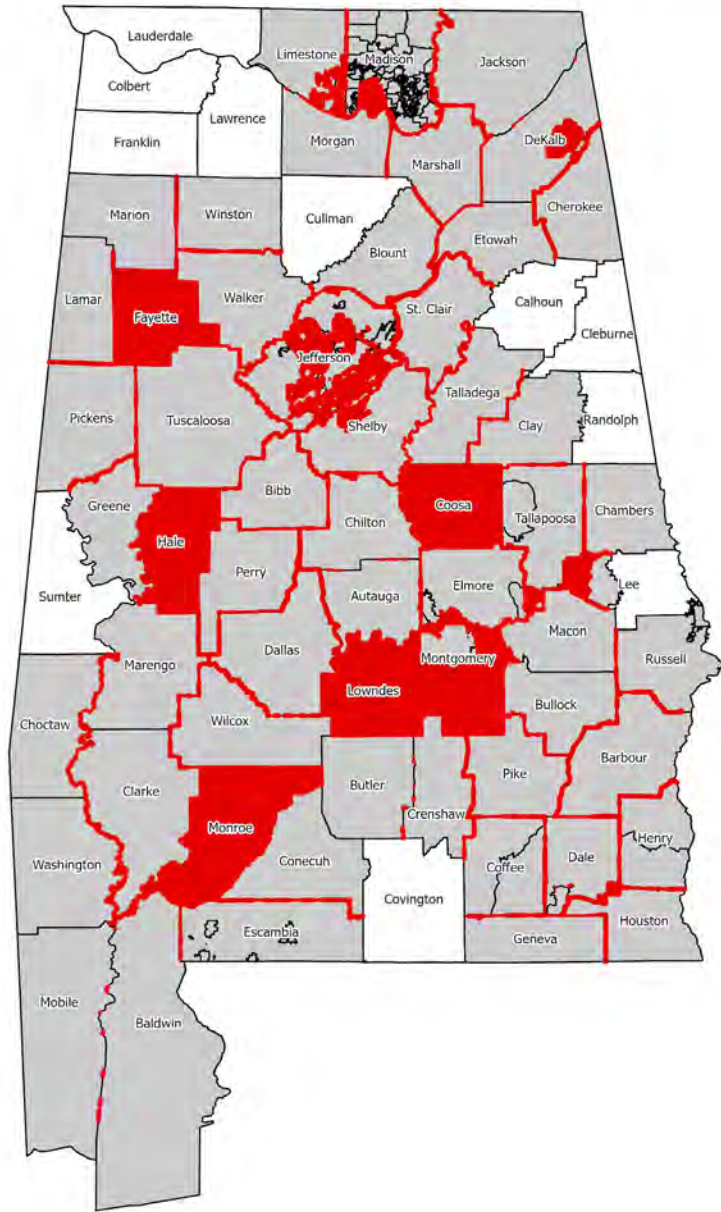
ECD GIS Data On-Boarding Phase



Jefferson County Inset



1. Adamsville
2. Bessemer
3. Birmingham
4. Gardendale
5. Homewood
6. Hoover
7. Hueytown
8. Irondale
9. Midfield
10. Mountainbrook
11. Pleasant Grove
12. Tarrant
13. Vestavia Hills



Boundary Facilitation Project

- 77 PSAP boundaries aggregated
- 5,429 Individual gap and overlap anomalies
- PSAP layer only
- 4 other polygon layers to resolve

GIS Program Progress

- In-house GIS data remediation
- Sharing of data with INdigital for LVF development
- Providing GIS data to CPE vendor for District's SIP conversion
- Sending of PSAP Boundary files to service provider
- Discussion with RapidSOS on GIS data layers for product development

Education Report

(Tab 7)

MS. DANA NATION



@alabama911board



Alabama 9-1-1 Board



@al911board



<http://al911board.com>

Virtual Academy

September 1 – October 31, 2022

- 692 Course Completions
- 839 Hours of Continuing Education
- 97 Different Course Titles



@alabama911board



Alabama 9-1-1 Board

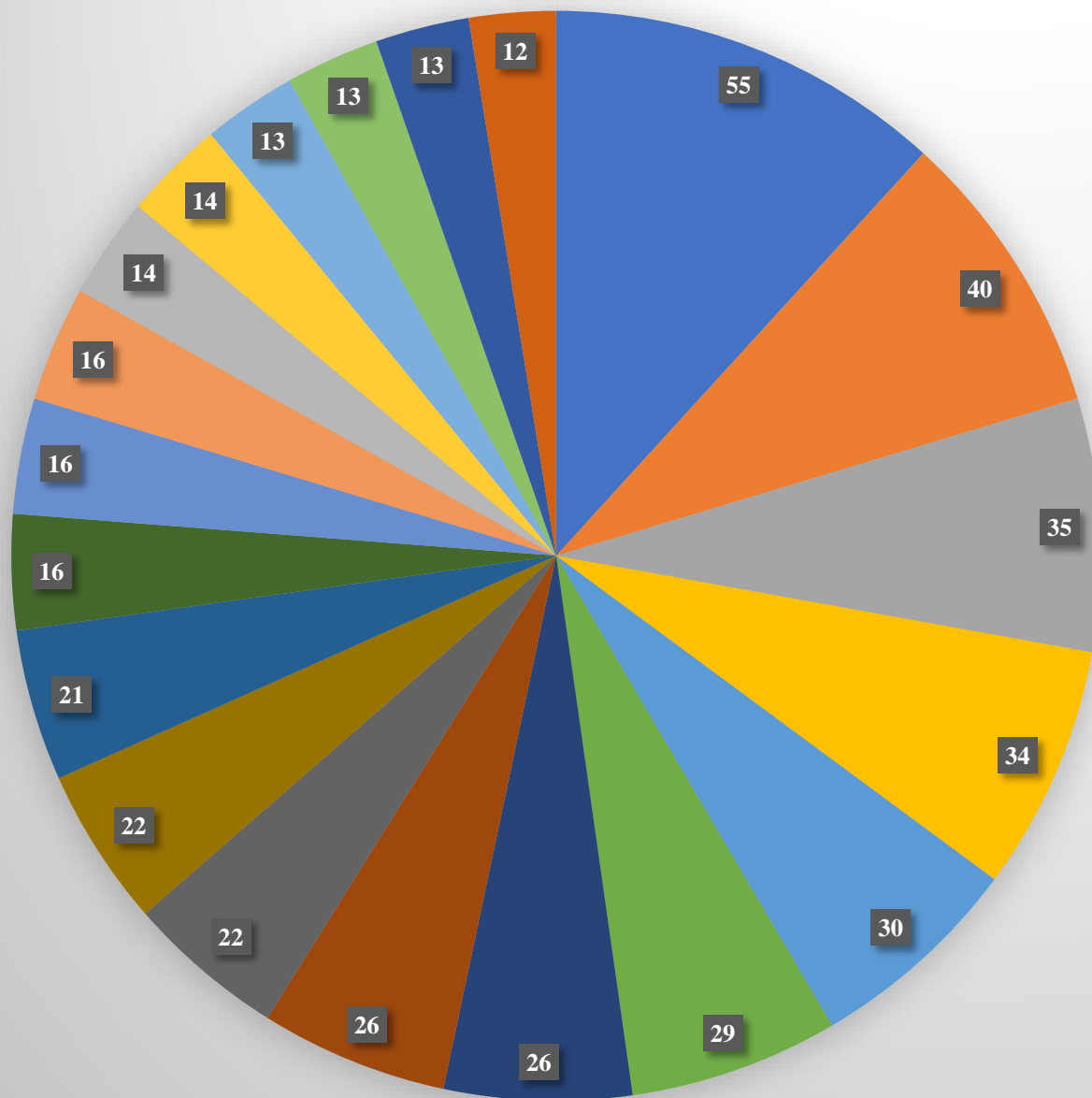


@al911board



<http://al911board.com>

Virtual Academy Completed Courses September 1 - October 31, 2022



- Building Trust on Both Sides of the Console
- AMBER and Silver Alerts for Telecommunicators
- Applying Emotional Intelligence to Better Communication
- Who Moved My Headset?
- Understanding Stress for the Telecommunicator
- DISC Assessment: Building Connections
- Advanced Harassment and Discrimination Training
- Call Handling for the Telecommunications Center
- De-escalation for Telecommunicators
- Difficult Conversations
- Call Classification for Telecommunicators
- Counseling & Discipline for the Telecommunications Center
- Creating Effective Training Programs: A Discussion
- Effective Communication for Telecommunicators
- Leading into the Future
- 9-1-1 Cape Building
- Understanding People with Autism for 9-1-1
- Personnel Issues
- Autism Awareness for 9-1-1 Telecommunicators
- Modern Fire Dispatch



@alabama911board



Alabama 9-1-1 Board

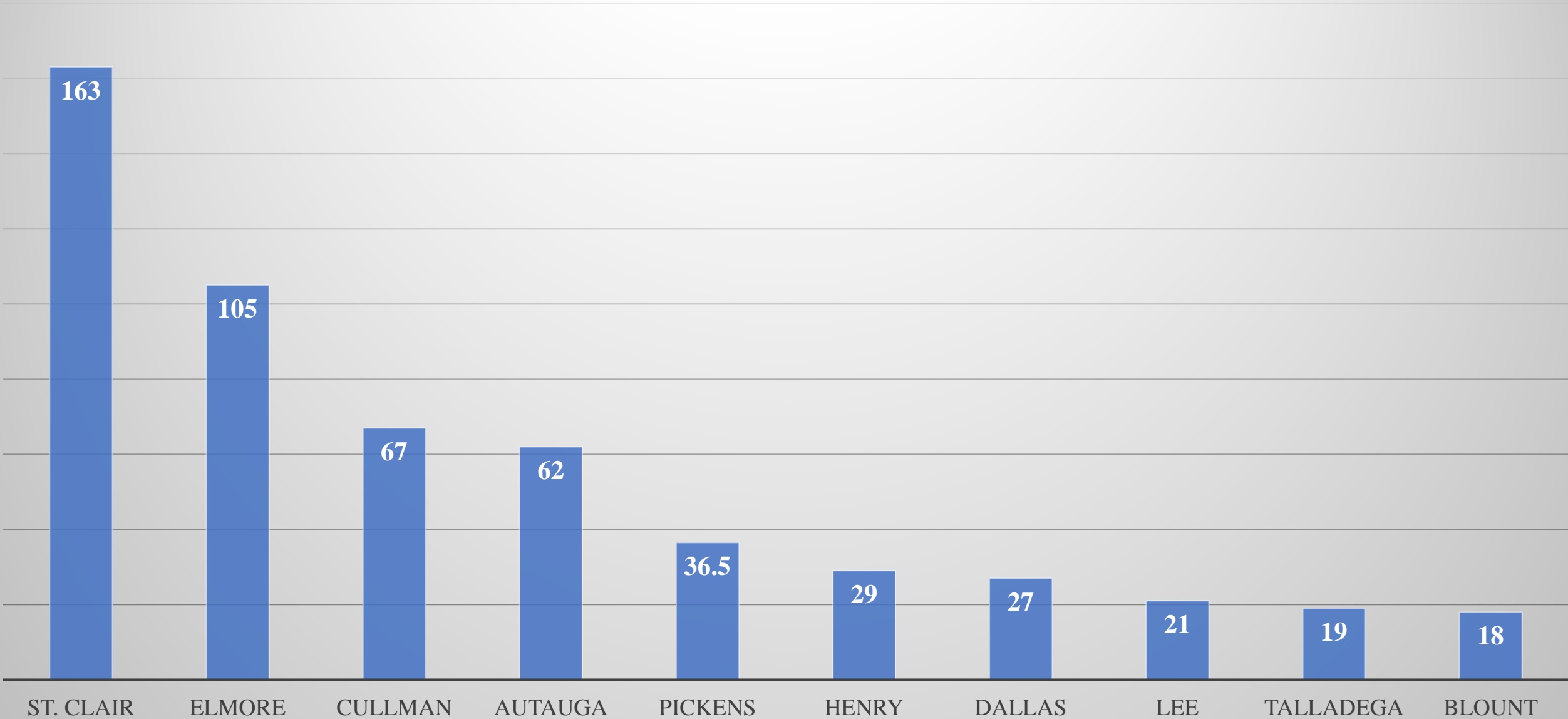


@al911board



<http://al911board.com>

Virtual Academy Hours by District September 1 - October 31, 2022



Completed ALEMD Courses

<u>When</u>	<u>What</u>	<u>Where</u>	<u># of attendees</u>	<u>Hours</u>
September 20-22, 2022	ALEMD Phase 2 Practitioner Course – 22-P2-EMD-029	St. Clair County	6	24
September 20-28, 2022	ALEMD Phase 2 Practitioner Course – 22-P2-EMD-030	Franklin County	10	24
September 21-23, 2022	ALEMD Phase 2 Practitioner Course – 22-P2-EMD-032	Tallapoosa County	2	24
October 3-4, 2022	ALEMD Phase 2 Practitioner Course – 22-P2-EMD-033	Enterprise PD	1	24
October 3-5, 2022	ALEMD Phase 2 Practitioner Course – 22-P2-EMD-034	Headland PD	5	24
October 3-7, 2022	ALEMD Phase 2 Practitioner Course – 22-P2-EMD-031	East Alabama EMS	7	24
October 17-19, 2022	ALEMD Phase 2 Practitioner Course – 22-P2-EMD-035	Pike County	4	24
October 17-19, 2022	ALEMD Phase 2 Practitioner Course – 22-P2-EMD-036	Birmingham	7	24



Completed Training Courses

<u>When</u>	<u>What</u>	<u>Where</u>	<u># of attendees</u>	<u>Hours</u>
October 9, 2022	NG911 is More Than Just Technology	Orange Beach	52	8

Upcoming Training

When	What	Where	Who
December 14-15	ALEMD Instructor Course	Montgomery	Alabama 9-1-1 Board



Talk About It Tuesday Webinars

Date	Topics
September 6	Public Safety Telecommunicator Certification Program
September 13	Programs of the Alabama 9-1-1 Board
September 27	Recruitment, Retention, and Center Culture
October 4	Gulf Coast Conference Preview
October 18	Gulf Coast Conference Wrap-Up



@alabama911board



Alabama 9-1-1 Board



@al911board



<http://al911board.com>

Alabama Public Safety Telecommunicator Program

#	Category	Count
1	Reciprocal	656
2	Current <40 or no recert/renewal requirement	145
3	Expired - prior to July 1	66
4	No certification/never certified	209
5	Needs additional documentation or clarification	478
	Total	1554



ANGEN Report

(Tab 8)

ANGEN TEAM



Alabama Next Generation Emergency Network

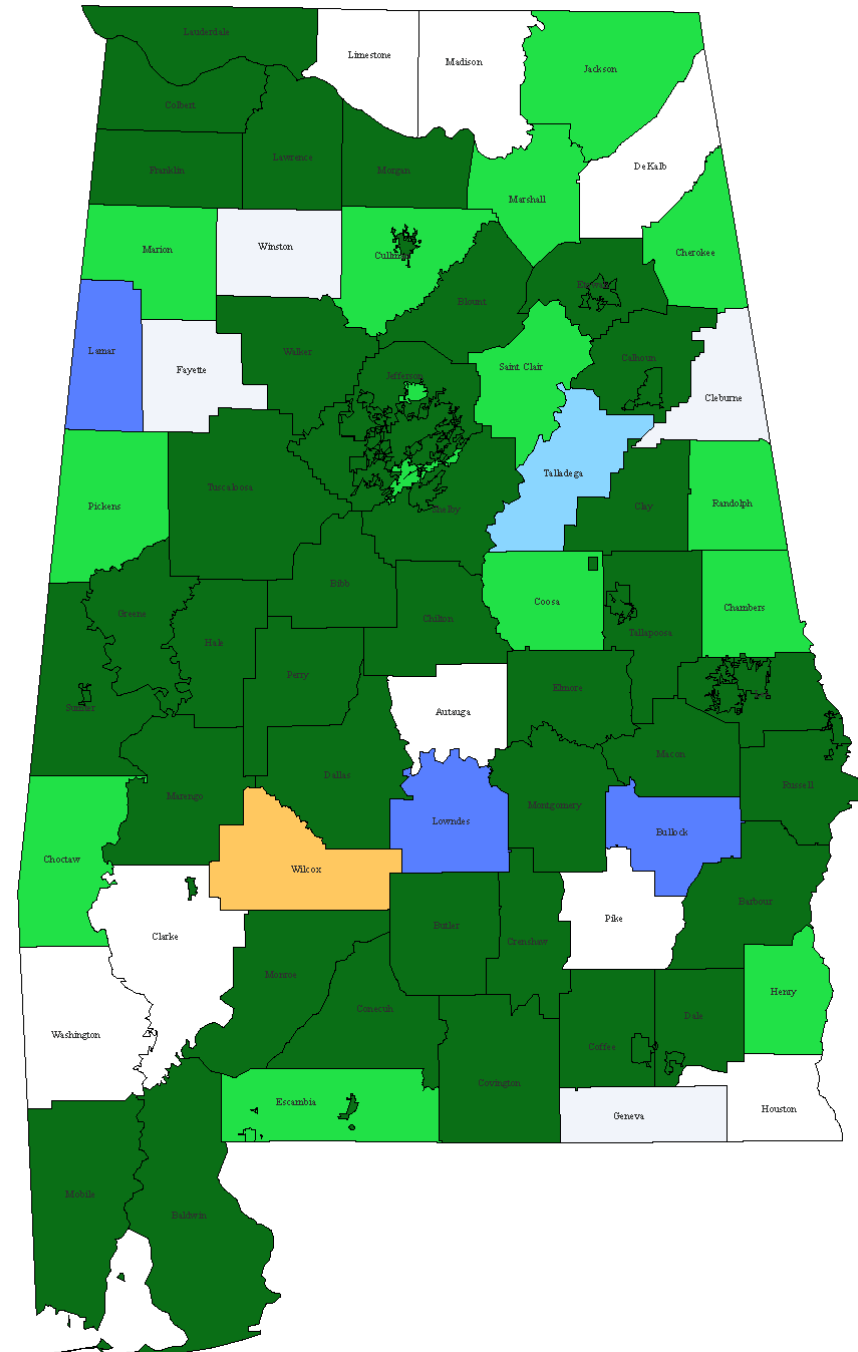
ANGEN 2.0
Report for September 1 - October 31, 2022



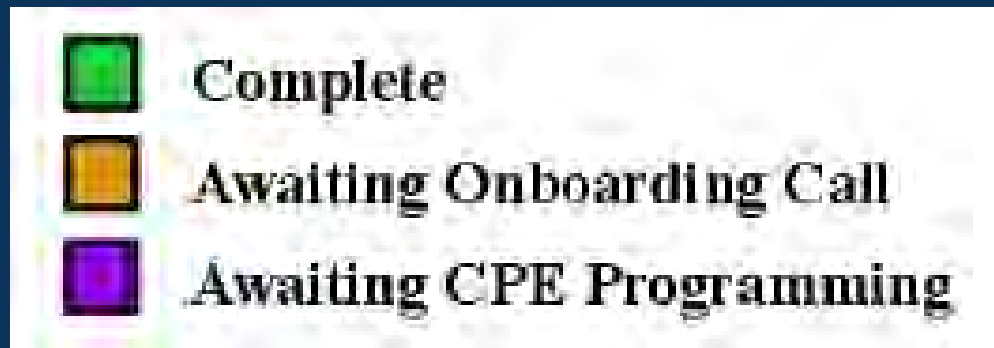
Core Services Upgrades and Changes

Lumen Circuit Replacement

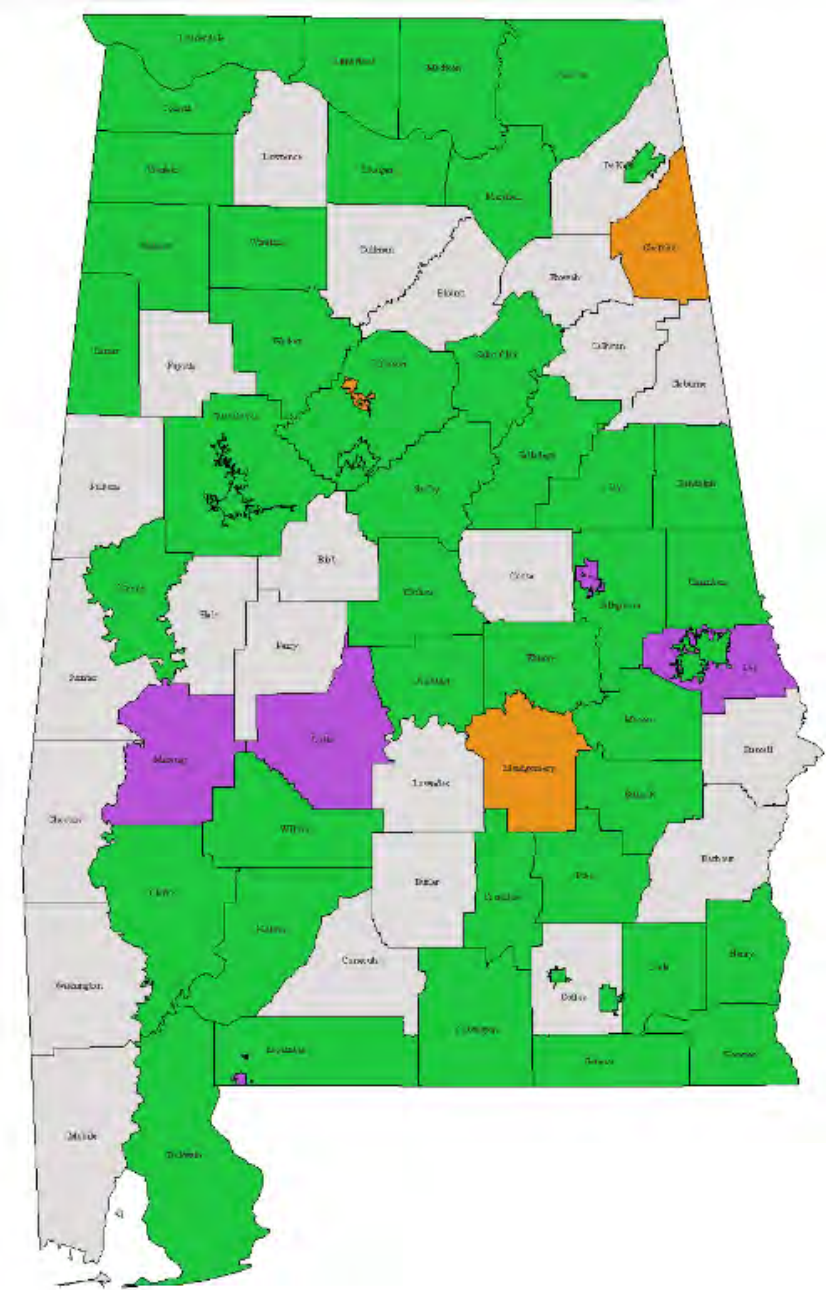
as of November 1, 2021



as of November 1, 2022



Admin Accounts have been assigned



FirstNet Conversion

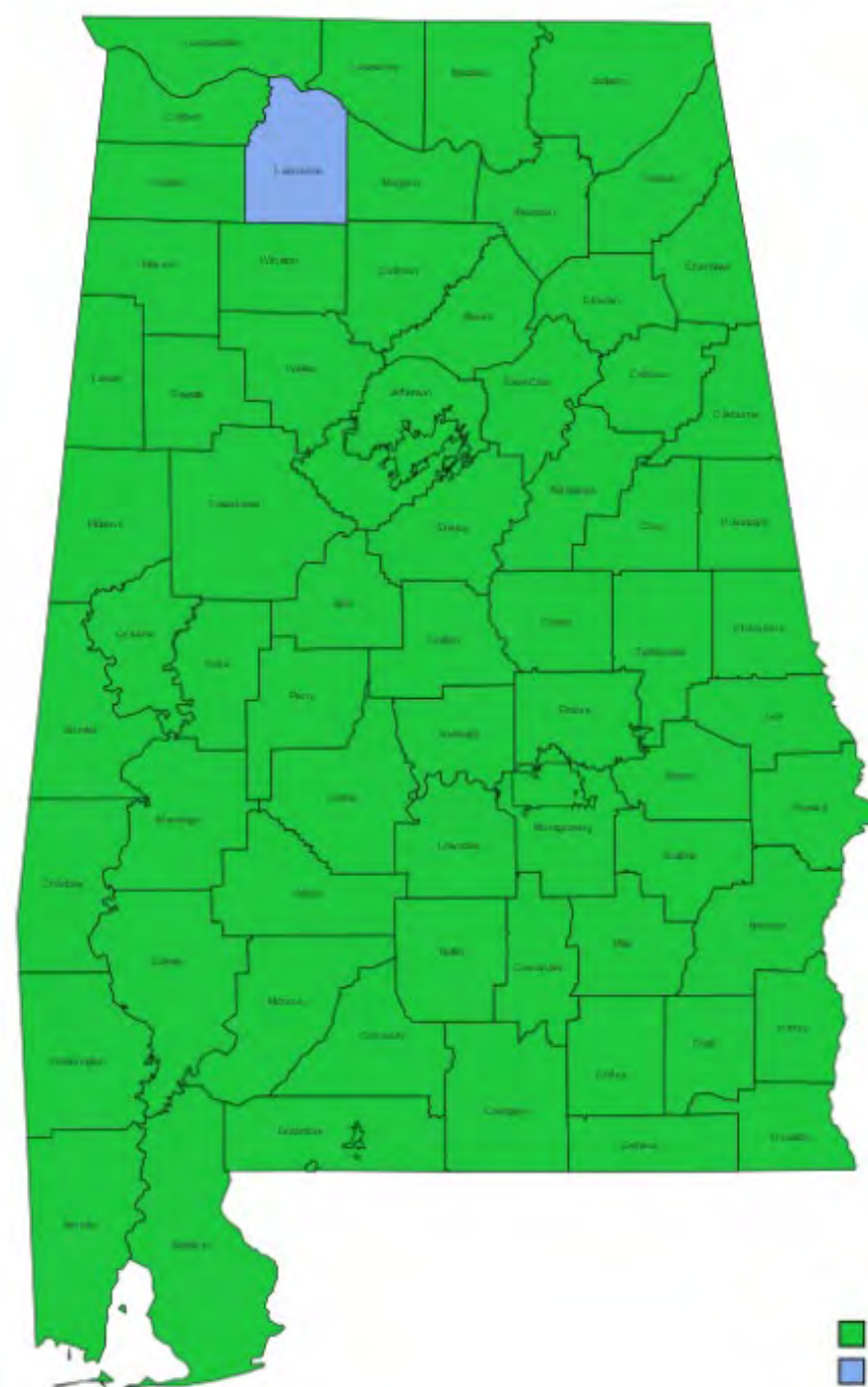
as of November 1, 2022



Complete



Unavailable



ANGEN Statistics

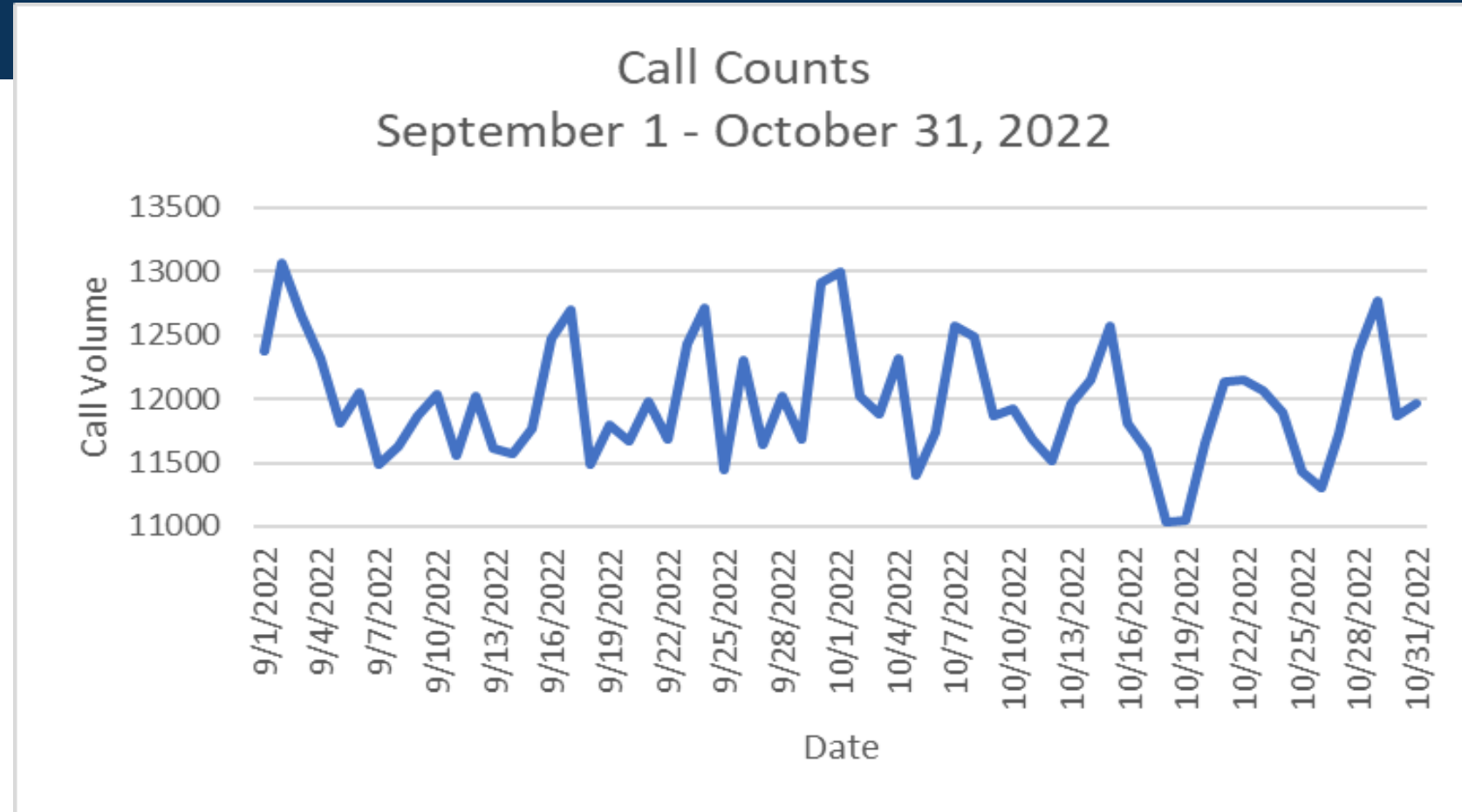
ESiNet Trends

The busiest day during the reporting period was September 2nd – 13,065 calls were processed. This was the Friday before Labor Day.

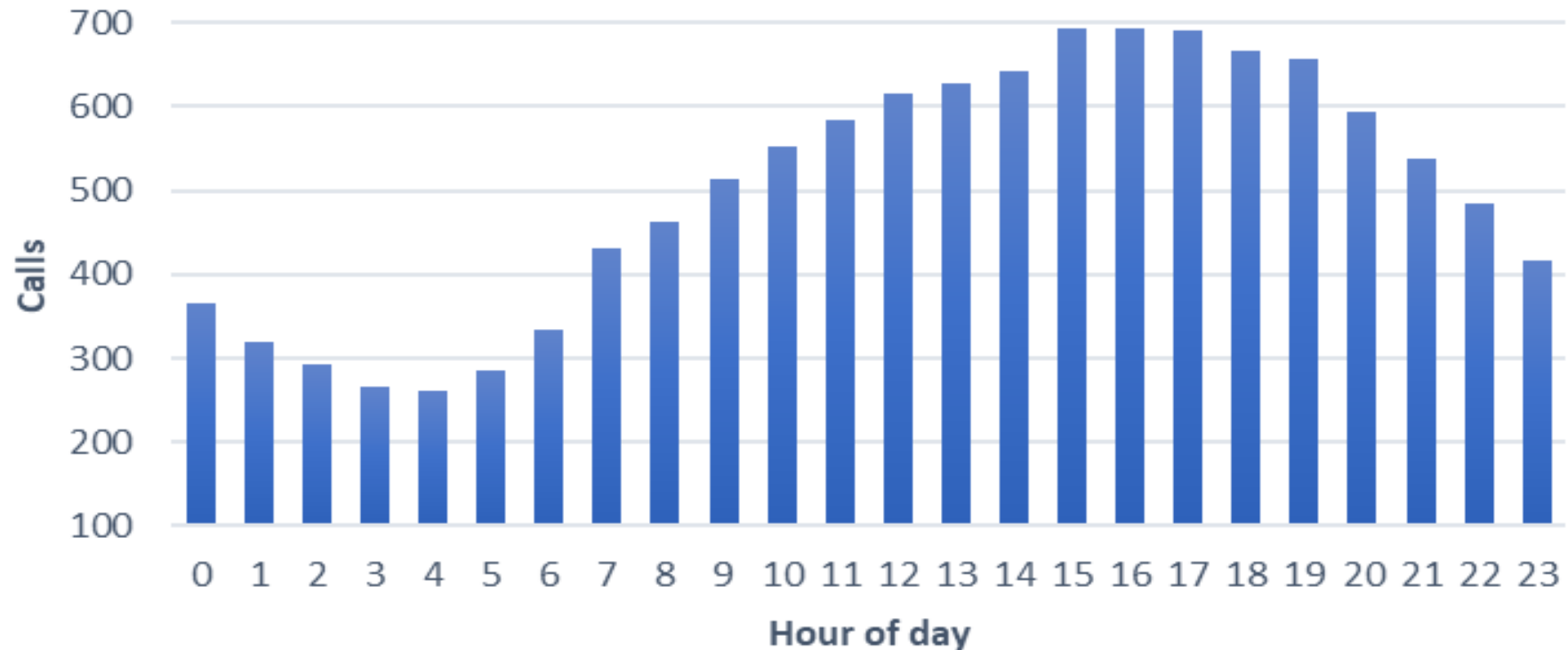
The second busiest day was October 1st – 12,995 calls were processed.

The average daily call volume was 11,979, down from 12,137 in the previous reporting period.

Total calls since the last report was 730,708.

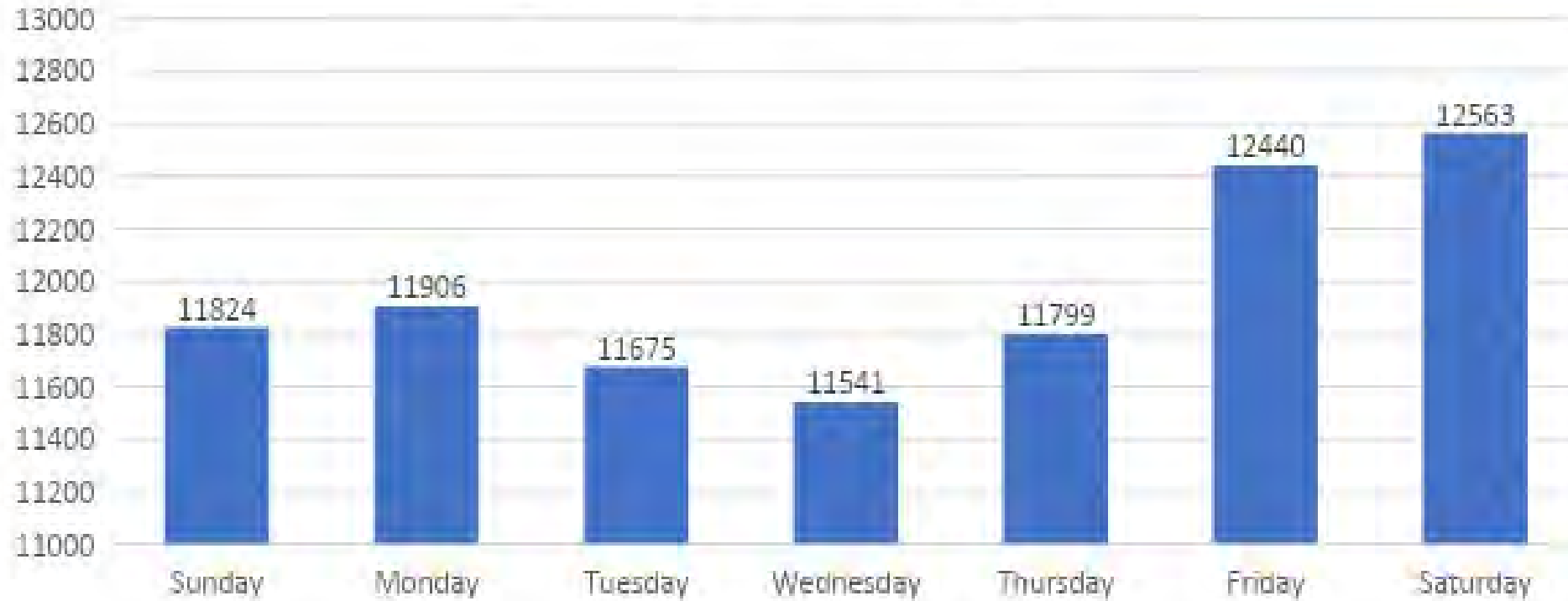


Average Calls by Hour September 1 - October 31, 2022



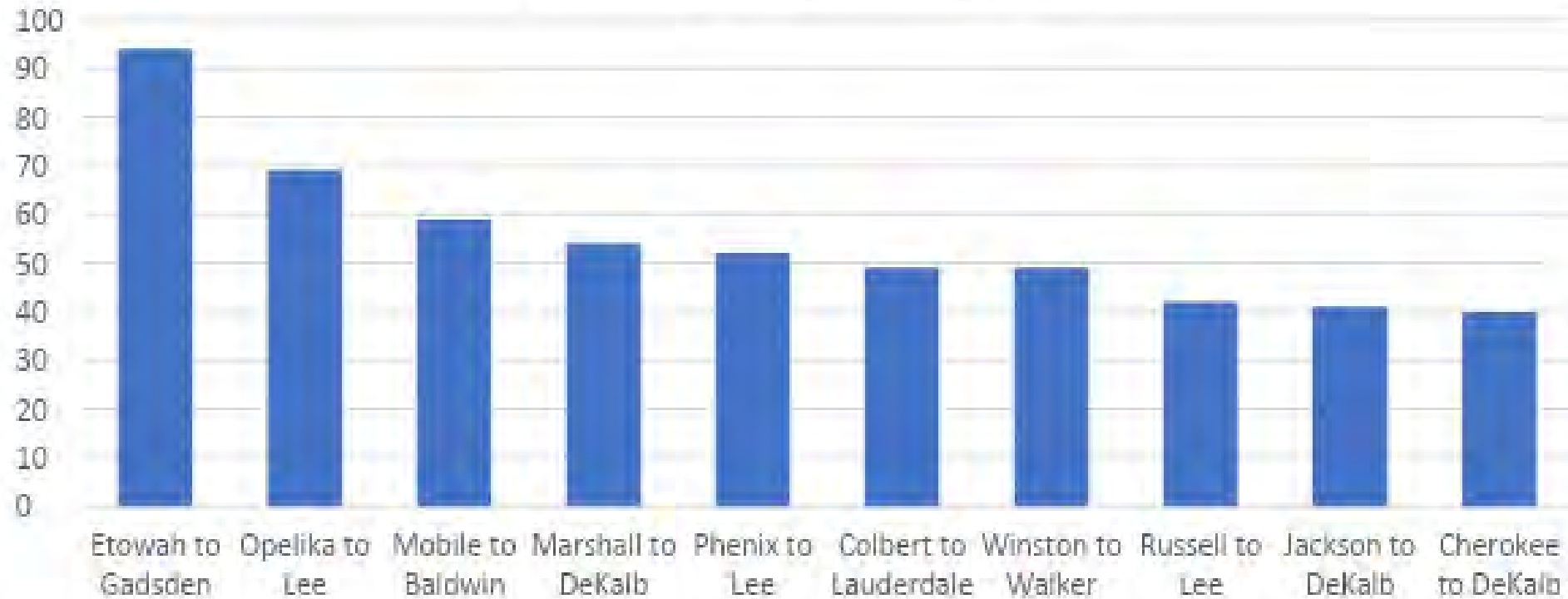
The 4:00 a.m. hour was the least busy, and the 3:00 p.m. hour was the most active for the reporting period.

Average Daily Call Volume September 1 - October 31, 2022



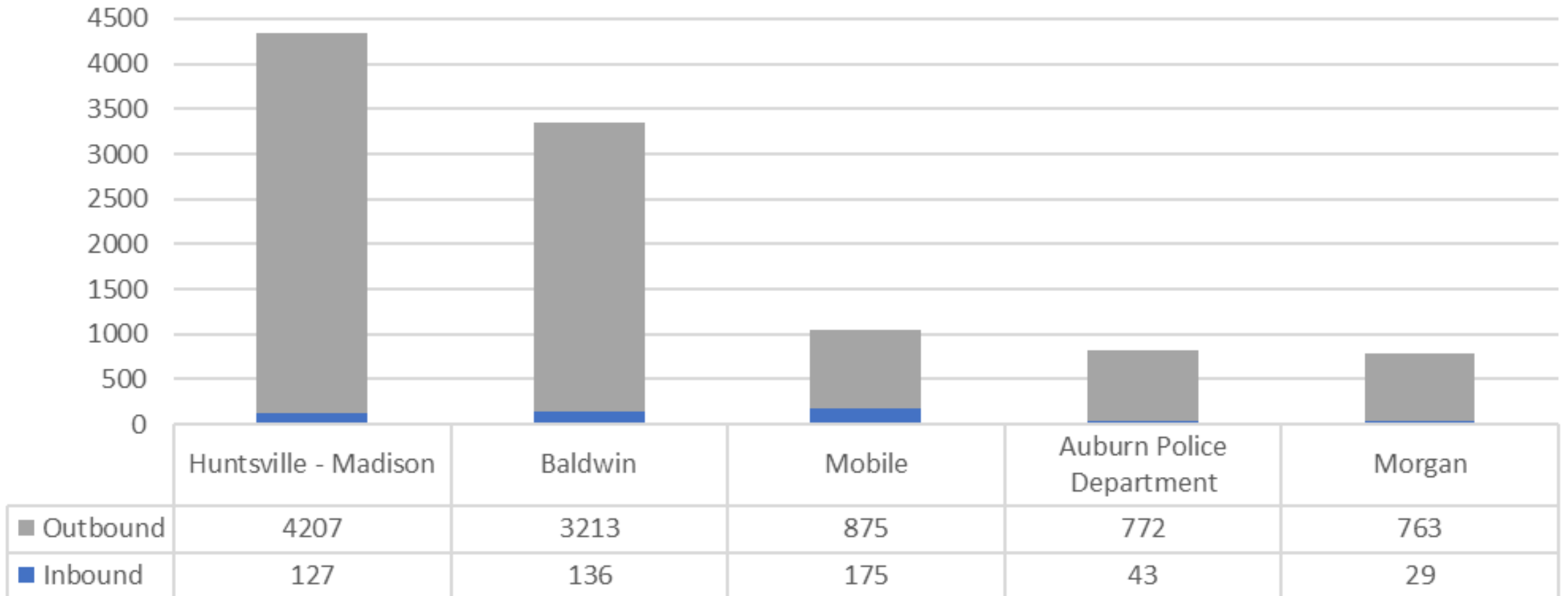
Saturdays proved to have the heaviest call volume with Wednesdays showing the least for the reporting period.

Primary PSAP to Primary PSAP 911 Transfers September 1 - October 31, 2022



There were 2,314 Primary to Primary PSAP transfers for the reporting period.
1% increase from last reporting period.

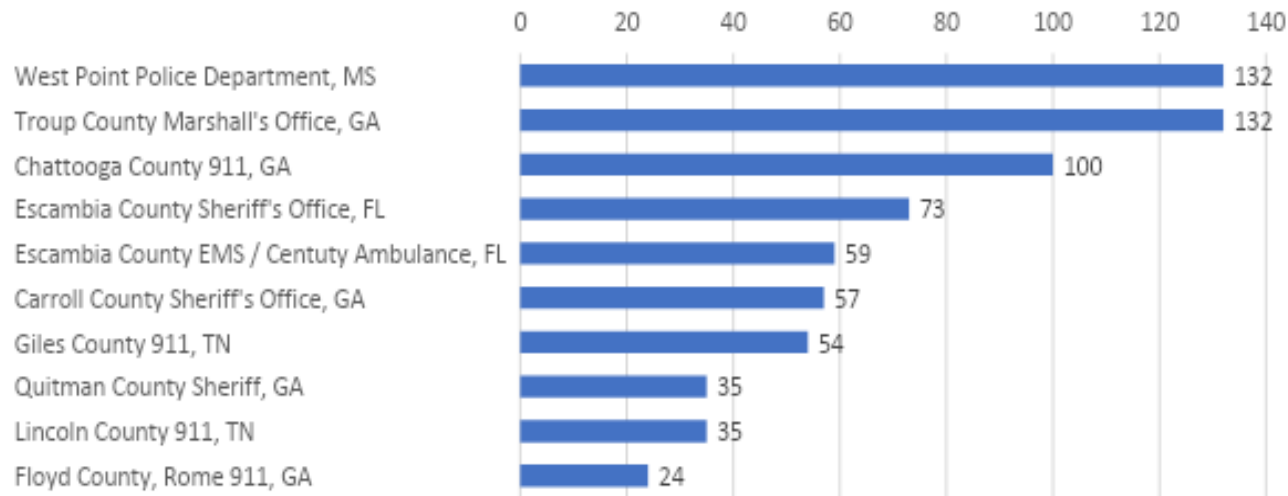
Top Five Text for 9-1-1 PSAPs September 1 - October 31, 2022



Total of 3,225 inbound and 15,423 outbound text sessions reported.
86% of all text messages were PSAP initiated.

Out of State Transfers (Top Ten)

September 1 - October 31, 2022

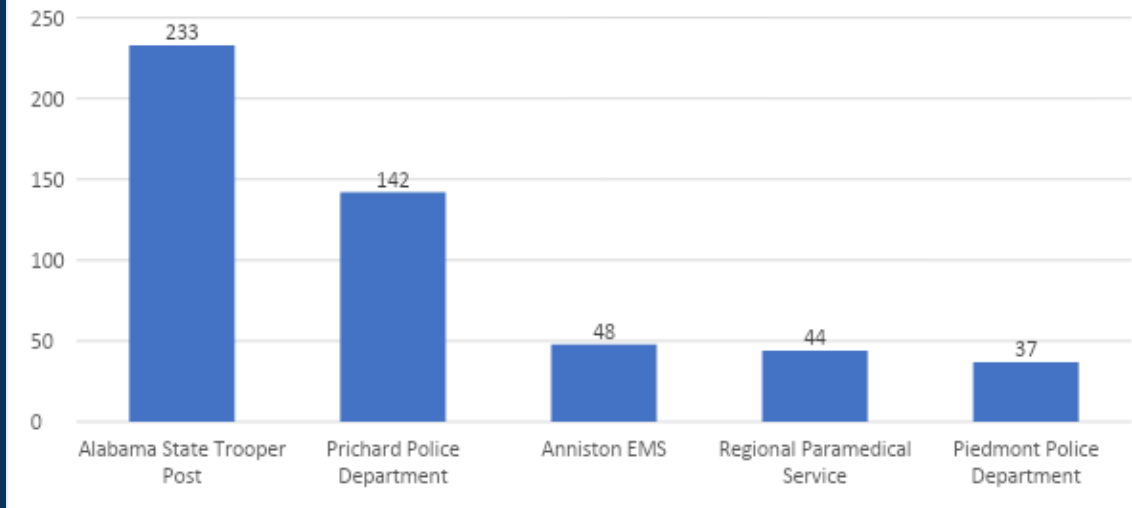


There were a total of 834 Out of State PSAP transfers for the reporting period, down from 889 last reporting period.

**These are a combination of on-network (through border connectivity) and off-network (through PSTN connectivity) transfers.*

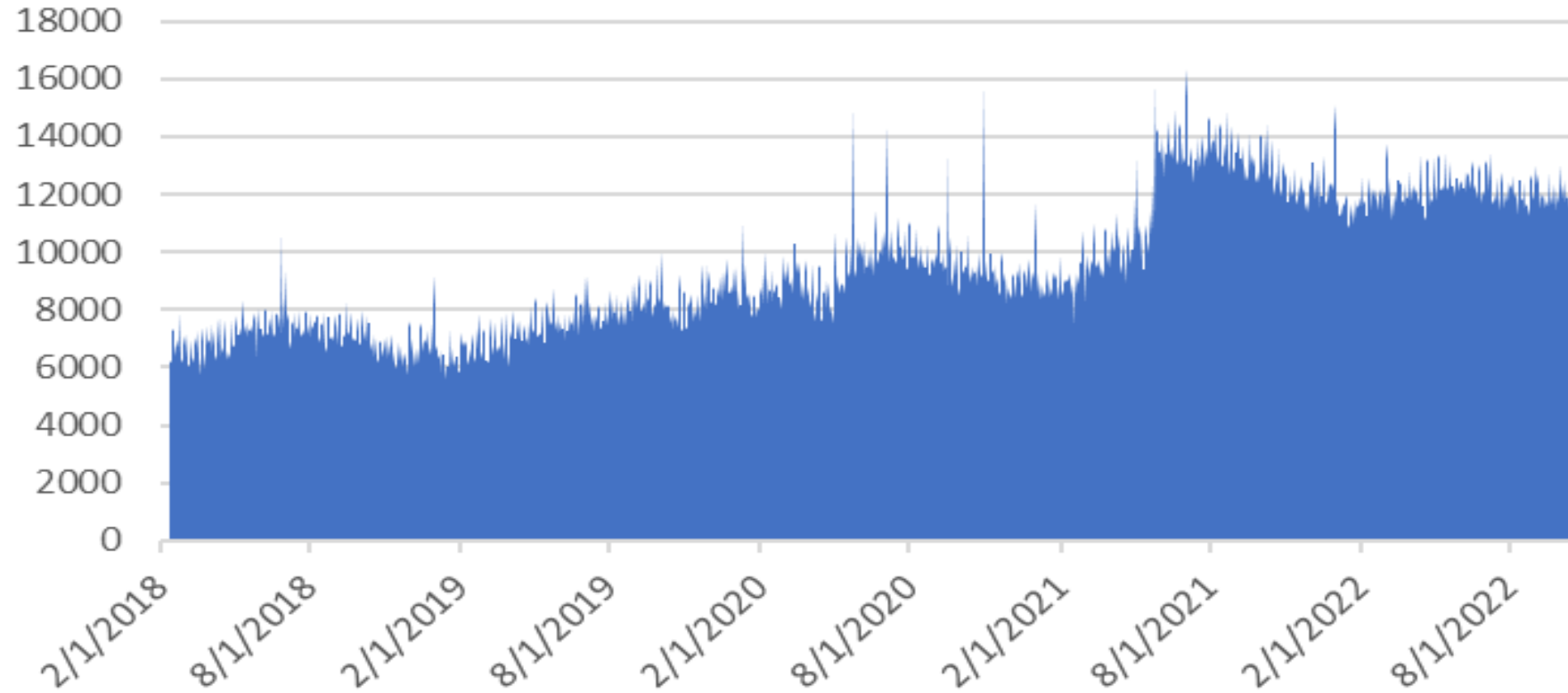
Top Five Secondary PSAP Transfers

September 1 - October 31, 2022



Except for the State Troopers, these are off-network transfers

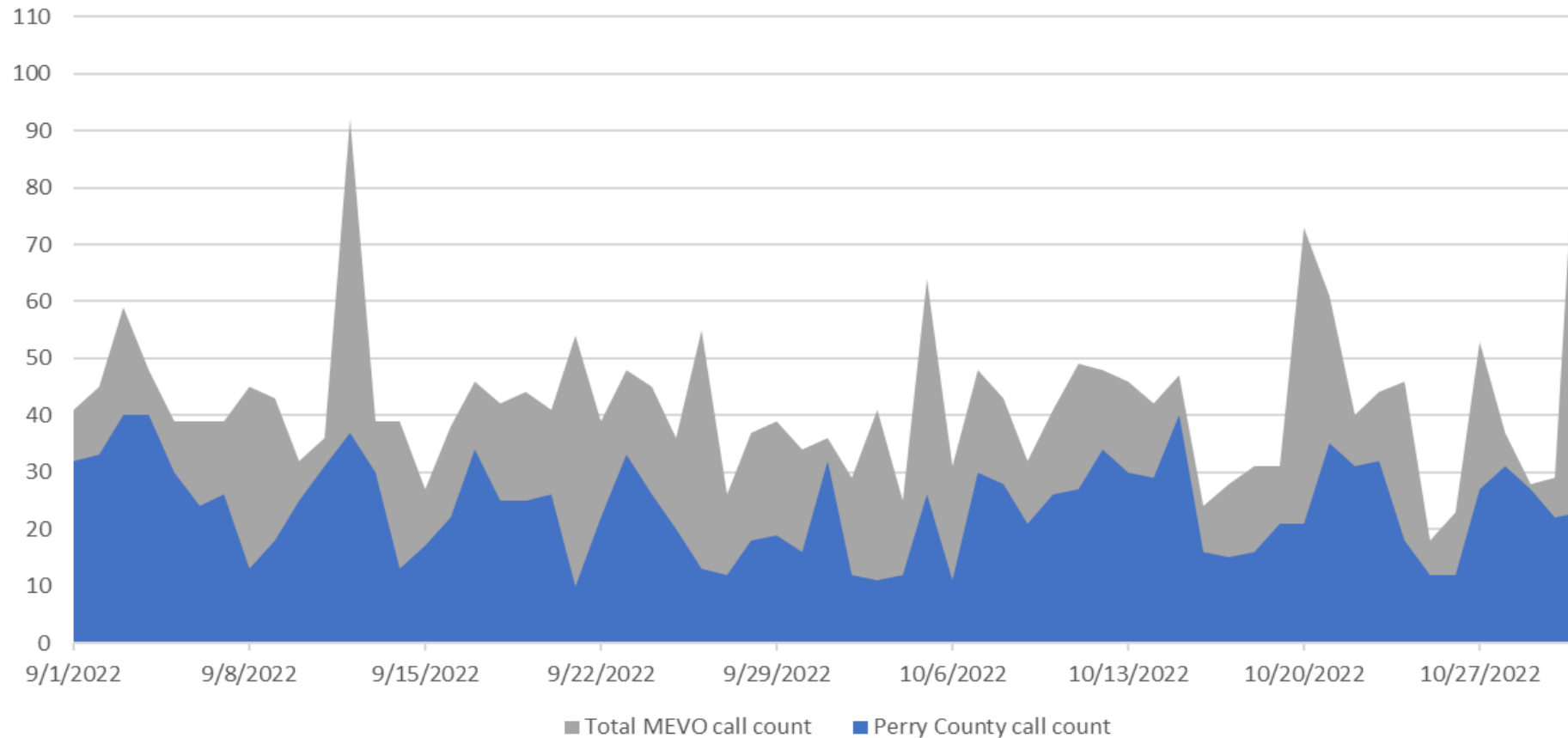
ANGEN Total Call Count February 12, 2018 - October 31, 2022



ANGEN has now processed over 16.4 million calls!

Total Call Volume for February 12, 2018 – October 31, 2022: 16,462,981

MEVO Call Count
September 1 - October 31, 2022

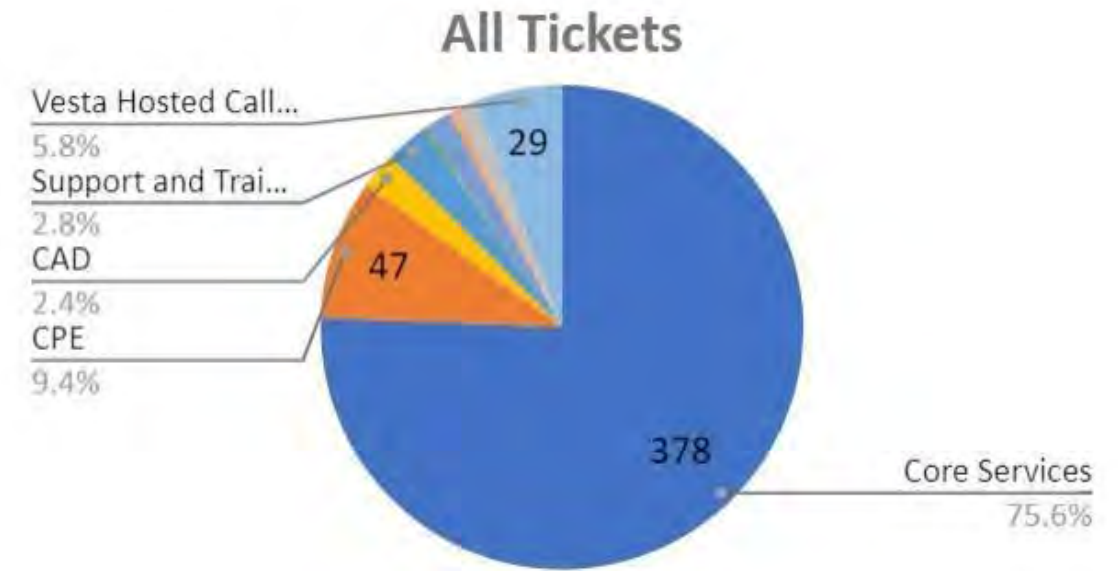
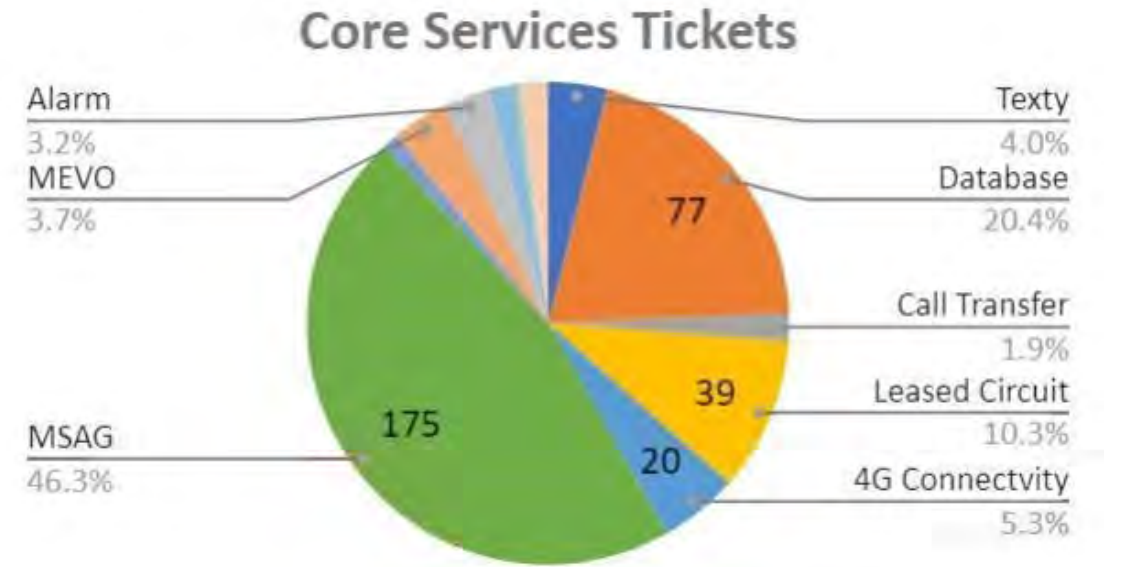


2,580 total MEVO call count with an average of 42 per day.
Perry County operates solely on MEVO.

Trouble Ticket Analysis

A total of 508 tickets have been created since the last report.

75.6% of those tickets were core services related.



The NSOC is staffed 24/7/365.

The easiest and most efficient way to notify INdigital of trouble or to report a problem is to call the NSOC (National Service Operations Center) at (877)469-2010 or email support@indigital.net.



Significant Event Analysis

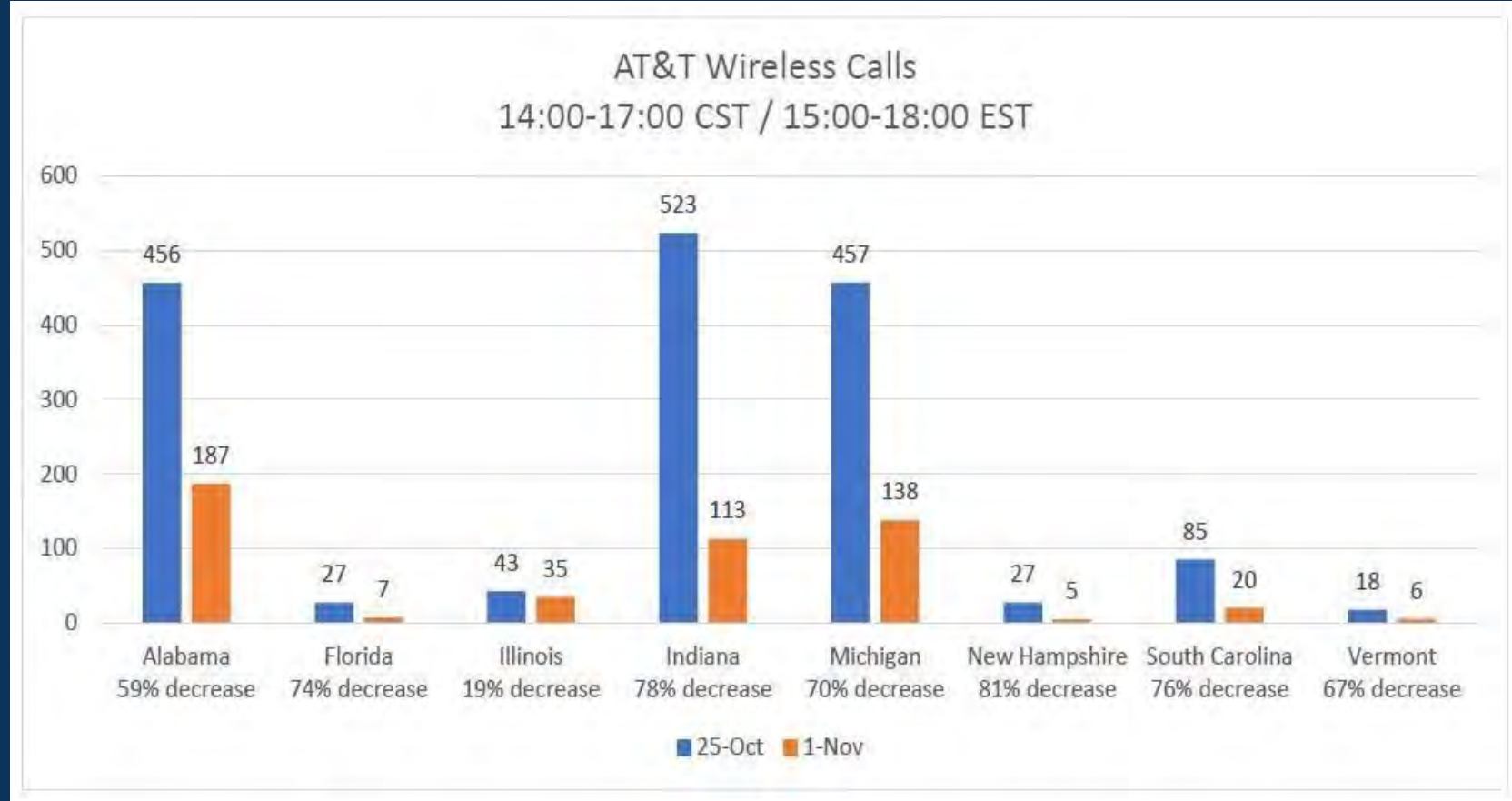
AT&T Wireless - Default Route Event

November 1, 2022

AT&T had an issue with their database provider Intrado on Tuesday, November 1st. This caused the majority of their wireless calls to default route or take a PSTN route for PSAP delivery.

While we are unable to quantify exactly how many 9-1-1 calls didn't make it to our networks (the exception being Alabama whose default pool took the load), we did analyze from the previous vs current week for the time of the event.

Alabama has a record of 218 calls that were default routed, during this time period, using the round robin routing strategy.



As the graph portrays between 19%-81% (by state) of the AT&T wireless calls during that time were not routed appropriately over our networks.

Questions?

Caleb Branch
cbranch@indigital.net
256.276.6854

INdigital
877.469.2010
1616 Directors Row,
Fort Wayne, IN 46808



Financial Report

(Tab 9)

MR. RON COOLEY, CPA



YTD REVENUES

Months	FY 2022	FY 2021	FY 2020
Oct	\$ 11,191,238.21	\$ 10,733,014.07	\$ 10,220,982.74
Nov	\$ 10,138,142.13	\$ 10,365,470.68	\$ 10,418,140.87
Dec	\$ 10,529,792.15	\$ 10,429,770.07	\$ 10,196,946.48
Jan	\$ 10,815,874.35	\$ 10,575,435.60	\$ 10,482,666.36
Feb	\$ 10,693,143.62	\$ 10,701,678.25	\$ 10,488,836.47
Mar	\$ 10,556,828.74	\$ 10,306,700.01	\$ 10,341,881.78
Apr	\$ 11,242,967.29	\$ 10,775,524.85	\$ 10,200,364.88
May	\$ 10,891,461.23	\$ 10,658,117.77	\$ 10,542,215.20
June	\$ 10,775,075.38	\$ 10,806,081.28	\$ 10,470,060.38
July	\$ 10,906,681.32	\$ 10,656,411.33	\$ 10,545,136.11
Aug	\$ 10,898,892.04	\$ 10,736,337.03	\$ 10,457,399.67
Sept	\$ 10,831,003.81	10608923.7	\$ 10,457,399.67
Total	\$129,471,100.27	\$127,353,437.01	\$ 124,822,030.61
Average	\$ 10,789,258.36	\$ 10,612,786.42	\$ 10,401,835.88
Baseline	\$ 10,441,979.04	\$ 10,441,979.04	\$ 10,441,979.04
Cummulative Baselin	\$125,303,748.48	\$125,303,748.48	\$ 125,303,748.48
Over/Under	\$ 4,167,351.79	\$ 2,049,688.53	\$ (481,717.87)



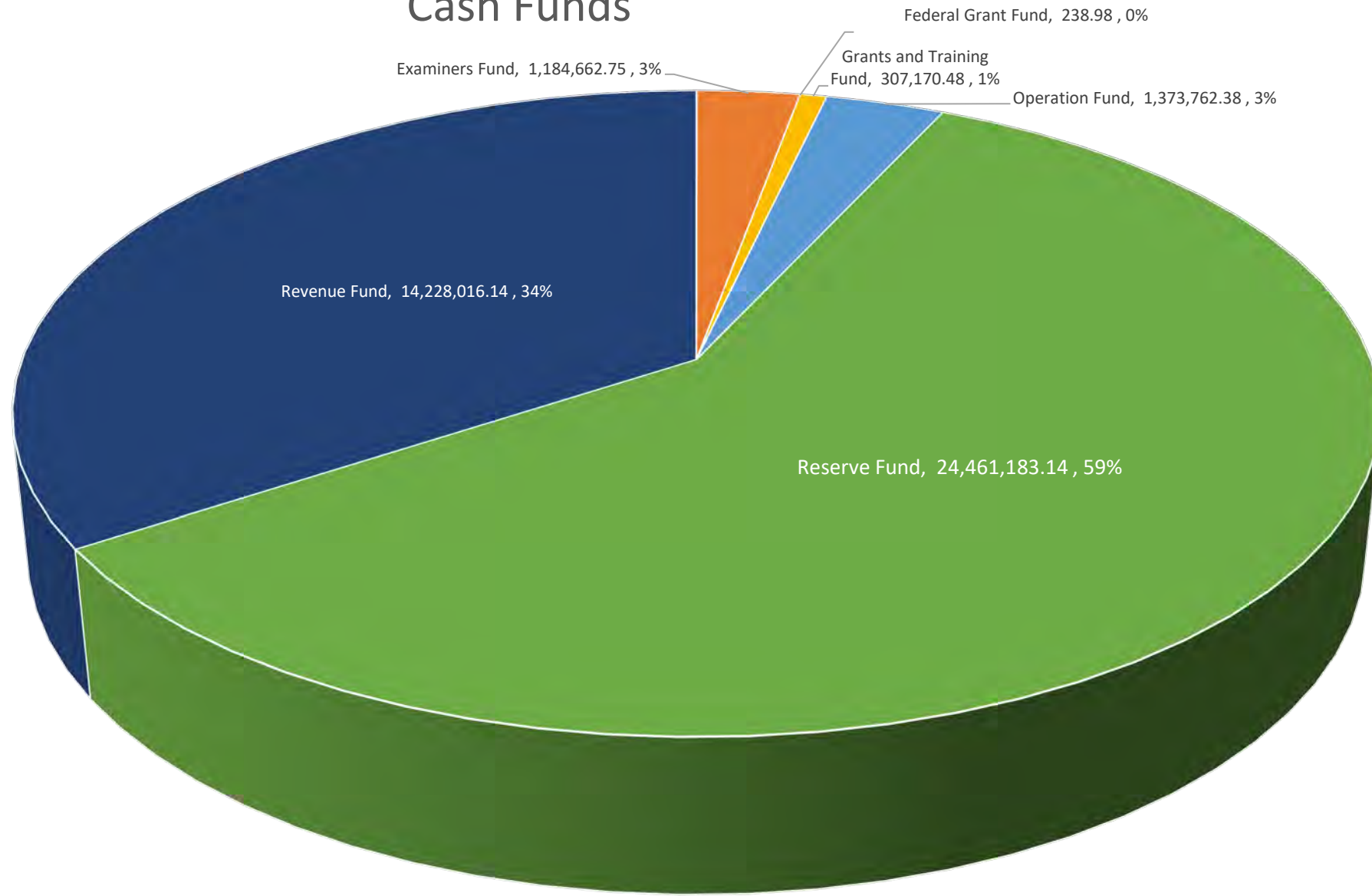
Statement of Assets and Net Position			
		FY 2022	FY 2021
ASSETS			
Total Current Assets		\$ 41,561,755.46	\$ 39,250,337.01
Net Property and Equipment		355,875.71	66,332.23
Total Assets		<u>\$ 41,917,631.17</u>	<u>\$ 39,316,669.24</u>
LIABILITIES AND NET POSITION			
Current Liabilities		\$ 8,695.16	\$ 5,323.12
Net Position			
Reserve for Fixed Assets		\$ 66,332.25	\$ 66,332.25
Unreserved Fund Balance		39,245,013.87	36,427,172.82
Net change in position		2,597,589.89	2,817,841.05
Total Net Position		<u>\$ 41,908,936.01</u>	<u>\$ 39,311,346.12</u>
Total Liabilities & Net Position		<u>\$ 41,917,631.17</u>	<u>\$ 39,316,669.24</u>



	FY 2022	Fy 2021	Difference
Revenues			
Carrier Receipts	\$ 129,471,100.27	\$ 127,353,437.01	\$ 2,117,663.26
Interest Income	55,948.05	58,696.51	(2,748.46)
Other Income	11,077.77	12,608.60	(1,530.83)
Cares Act Reimbursement	-	31,400.41	(31,400.41)
Federal Grant Income	2,544,360.00	-	2,544,360.00
Total Revenues	\$ 132,082,486.09	\$ 127,456,142.53	\$ 4,626,343.56
Expenses			
ECD Distributions	\$ 103,379,622.48	\$ 103,379,622.46	0.02
Recurring Network Charge-Angen	10,815,012.27	10,303,952.60	511,059.67
Other ECD Distributions	5,133,132.23	2,289,706.33	2,843,425.90
GIS Contract-Data Mark	3,622,938.16	2,678,557.84	944,380.32
Legacy Reimbursements	2,178,040.79	1,709,795.30	468,245.49
Cost Recovery Payments	1,275,628.06	1,579,236.36	(303,608.30)
Grants to ECD's	1,124,953.75	783,392.00	341,561.75
Salaries	547,645.60	541,014.46	6,631.14
Audits	498,952.00	436,260.00	62,692.00
Rent	153,387.82	99,674.46	53,713.36
Prof Sev-Virtual Academy	85,000.00	85,000.00	-
Legal	77,445.00	63,988.00	13,457.00
Retirement Expense	77,139.55	76,820.78	318.77
Consulting Contract-Angen	72,916.65	160,416.63	(87,499.98)
Health Insurance	61,590.11	56,501.00	5,089.11
Vehicle Purchase	49,271.65	-	49,271.65
Payroll Taxes	38,426.35	39,362.85	(936.50)
Training	38,387.19	42,803.00	(4,415.81)
Depreciation	31,127.76	31,785.38	(657.62)
Travel-Out of State	23,854.72	5,743.11	18,111.61
Board Audit	19,250.00	14,000.00	5,250.00
Advertising & Marketing	18,497.17	17,535.27	961.90
Small Office Eq & Tools	15,399.24	9,461.53	5,937.71
Copier Lease-Wells	14,010.86	15,659.23	(1,648.37)
Dues and Subscriptions	13,149.61	9,004.32	4,145.29
Office Expense	13,099.11	10,072.19	3,026.92
Computer Maintenance	12,352.07	11,783.58	568.49
Professional & Contract Serv	10,931.68	35,035.74	(24,104.06)
Travel- Instate	10,801.54	11,508.88	(707.34)
Vehicle Fuel	10,658.51	5,980.80	4,677.71
Professional Ser- Voiance Lang	10,338.90	439.20	9,899.70
Total Expenses	\$ 129,484,896.20	\$ 124,638,301.48	\$ 4,846,594.72
Net Income	\$ 2,597,589.89	\$ 2,817,841.05	\$ (220,251.16)



Cash Funds



■ Employee Flex account ■ Examiners Fund ■ Federal Grant Fund ■ Grants and Training Fund ■ Operation Fund ■ Reserve Fund ■ Revenue Fund



@alabama911board



Alabama 9-1-1 Board



@al911board



<http://al911board.com>

Fund Balances							
	Revenue	Cost Recovery/Angen	Operations	Examiners	Grants & Education	Federal Grant	Total Funds
Revenue	\$ 107,561,603.51	\$ 19,708,369.40	\$ 1,266,374.70	\$ 999,936.26	\$ 482.12	\$ 2,545,720.10	\$ 132,082,486.09
Expense	\$ 103,379,622.48	\$ 21,323,264.86	\$ 1,249,300.92	\$ 498,952.00	\$ 1,235,058.94	\$ 1,798,697.00	\$ 129,484,896.20
Net Position	\$ 4,181,981.03	\$ (1,614,895.46)	\$ 17,073.78	\$ 500,984.26	\$ (1,234,576.82)	\$ 747,023.10	\$ 2,597,589.89



Budget Comparison Operations Fund



■ Year to Date Actual ■ Year to Date Budget ■ Difference



Legal Report

(Tab 10)

BRUNSON, BARNETT, & SHERRER, P.C.



Legal Report

- 1) Legal Meeting with Staff
 - a. Interagency Agreement with ALEA
 - b. LOA with INdigital/PSNA Research Project
 - c. ECDs Issues
 - i. Consolidation
 1. Impacts for Legislation
 2. Impacts for Personnel Boards
 - ii. Litigation
 1. Walker County
 2. Calhoun County
- 2) ALNENA Conference Support
- 3) Meeting Support
 - a. Finance
 - b. Education and Outreach & Governance Joint Committee



Old Business

BOARD MEMBERS



Old Business

- Executive Director's Annual Evaluation
- District Communications



New Business

BOARD MEMBERS



New Business



Public Comments

OPEN FORUM



Next Board Meeting

JANUARY 18, 2023

10:00AM

MONTGOMERY, AL



Adjournment

