



ALABAMA 911 BOARD

**November 15, 2023
Board Meeting
Montgomery, AL**



@alabama911board



Alabama 9-1-1 Board



@a911board



<http://a911board.com>

Board Meeting Agenda

Introduction

- ❖ Call to Order
- ❖ Roll Call
- ❖ Agenda Approval (Tab 1)
- ❖ Minutes Approval (Tab 2)
- ❖ Guest Introductions
- ❖ Rules Certifications

Programmatic Reports

- ❖ Finance (Tab 3)
- ❖ Education & Outreach (Tab 4)
- ❖ Technology (Tab 5)
- ❖ Governance (Tab 6)

Closing

- ❖ Old Business (Tab 7)
- ❖ New Business (Tab 8)
- ❖ Public Comments
- ❖ Next Meeting
- ❖ Adjournment



Finance

TAB 3

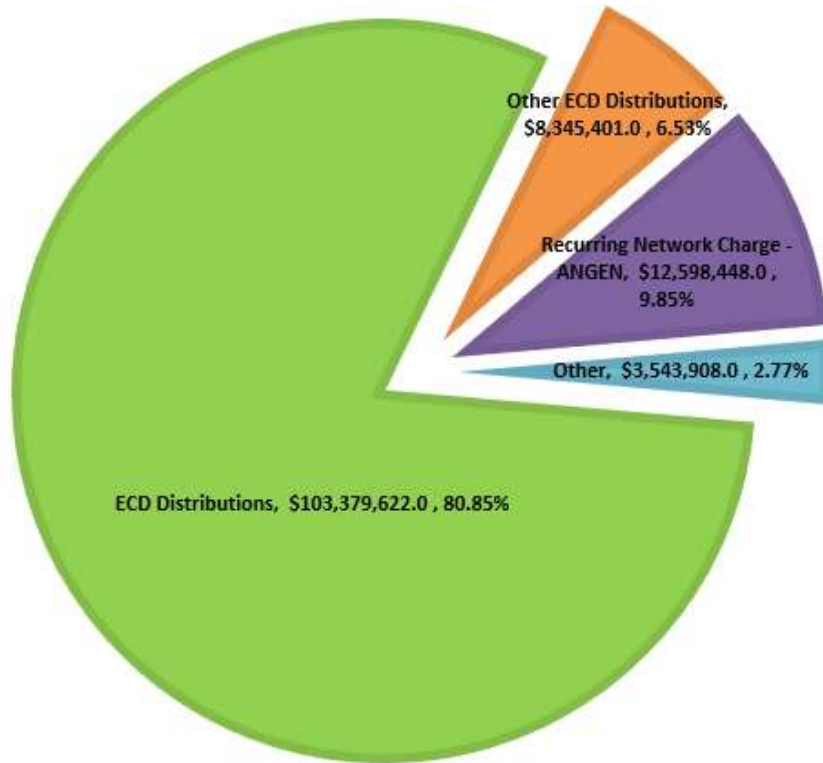


Finance

- ❖ **Monthly Financial Statements**
- ❖ **Legacy Cost Reimbursements**
- ❖ **Grant Cycle Updates**
- ❖ **Other Distributions**

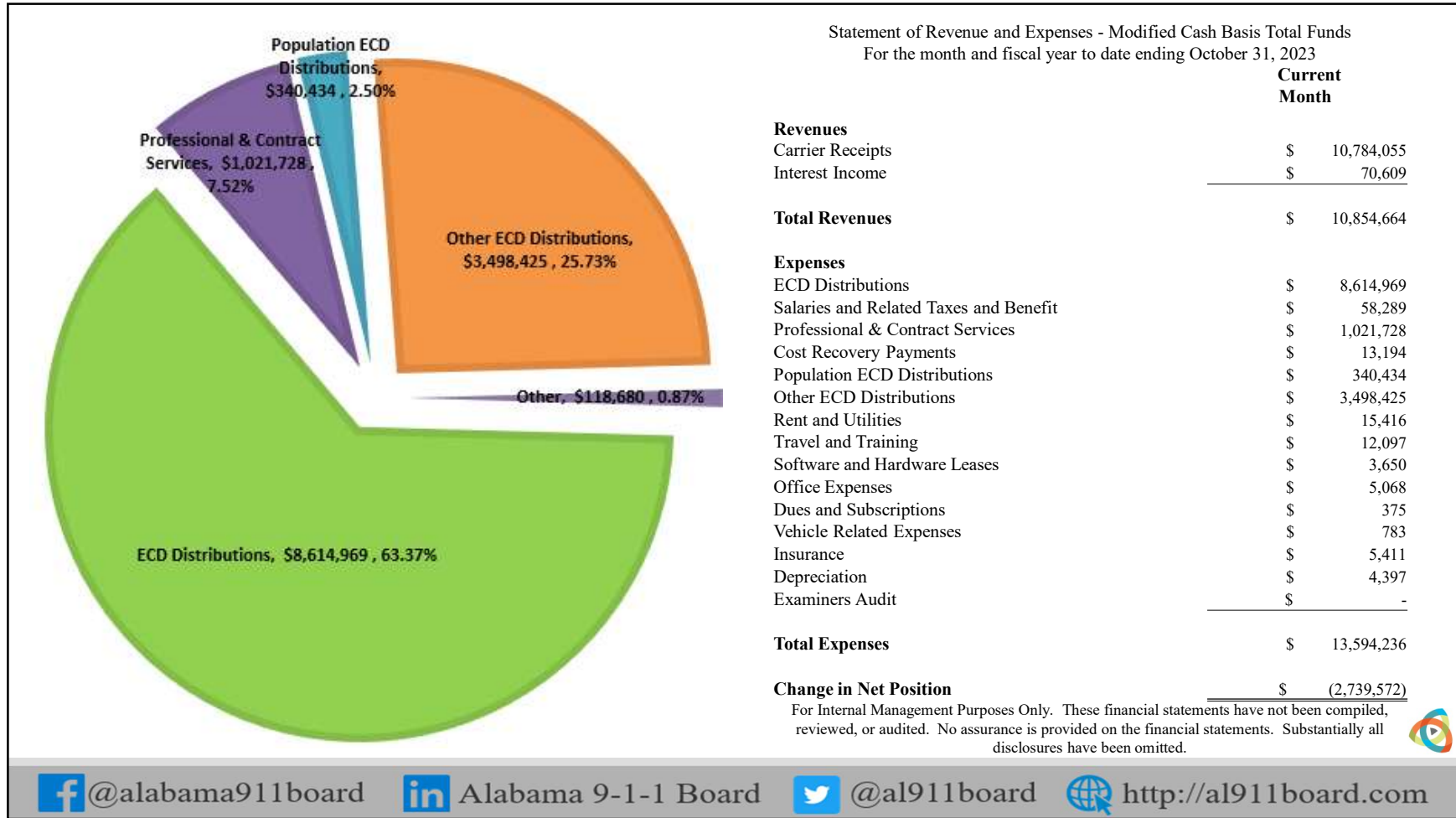


Statement of Revenue and Expenses - Modified Cash Basis Total Funds
For the month and fiscal year to date ending September 30, 2023



	Current Month	Fiscal Year to Date
Revenues		
Carrier Receipts	\$ 10,959,003	\$ 130,447,662
Interest Income	\$ 77,008	\$ 834,400
Other Income	\$ -	\$ 1,706
Gain/(Loss) on disposal of fixed assets	\$ -	\$ (157)
Federal Grant Income	\$ -	\$ -
Total Revenues	\$ 11,036,011	\$ 131,283,611
Expenses		
ECD Distributions	\$ 8,614,969	\$ 103,379,622
Salaries and Related Taxes and Benefit	\$ 60,828	\$ 763,856
Professional & Contract Services	\$ 124,596	\$ 838,201
Cost Recovery Payments	\$ 9,518	\$ 532,154
Grants to ECDs	\$ -	\$ 388,060
Other ECD Distributions	\$ 5,637,796	\$ 8,345,401
Recurring Network Charge - ANGEN	\$ 1,005,491	\$ 12,598,448
Rent and Utilities	\$ 15,413	\$ 198,934
Travel and Training	\$ 7,387	\$ 150,919
Software and Hardware Leases	\$ 2,321	\$ 53,679
Office Expenses	\$ 1,581	\$ 38,023
Dues and Subscriptions	\$ -	\$ 18,324
Vehicle Related Expenses	\$ 2,118	\$ 12,946
Insurance	\$ -	\$ 6,729
Depreciation	\$ 4,525	\$ 65,665
Examiners Audit	\$ -	\$ 476,418
Total Expenses	\$ 15,486,543	\$ 127,867,379
Change in Net Position	\$ (4,450,532)	\$ 3,416,232

For Internal Management Purposes Only. These financial statements have not been compiled, reviewed, or audited. No assurance is provided on the financial statements. Substantially all disclosures have been omitted.



Statement of Revenue and Expenses - Modified Cash Basis Total Funds
For the month and fiscal year to date ending October 31, 2023

	Current Month
Revenues	
Carrier Receipts	\$ 10,784,055
Interest Income	\$ 70,609
Total Revenues	\$ 10,854,664
Expenses	
ECD Distributions	\$ 8,614,969
Salaries and Related Taxes and Benefit	\$ 58,289
Professional & Contract Services	\$ 1,021,728
Cost Recovery Payments	\$ 13,194
Population ECD Distributions	\$ 340,434
Other ECD Distributions	\$ 3,498,425
Rent and Utilities	\$ 15,416
Travel and Training	\$ 12,097
Software and Hardware Leases	\$ 3,650
Office Expenses	\$ 5,068
Dues and Subscriptions	\$ 375
Vehicle Related Expenses	\$ 783
Insurance	\$ 5,411
Depreciation	\$ 4,397
Examiners Audit	\$ -
Total Expenses	\$ 13,594,236
Change in Net Position	\$ (2,739,572)

For Internal Management Purposes Only. These financial statements have not been compiled, reviewed, or audited. No assurance is provided on the financial statements. Substantially all disclosures have been omitted.



@alabama911board



Alabama 9-1-1 Board



@al911board



http://al911board.com

Monthly Financial Statements

- Significant decrease in net position due to:
 - Past years' population distributions
 - Grant Cycle 8 awards
 - Uptick in number of legacy reimbursement requests as we near year-end
 - Annual licensing/fees with some of our vendors



@alabama911board



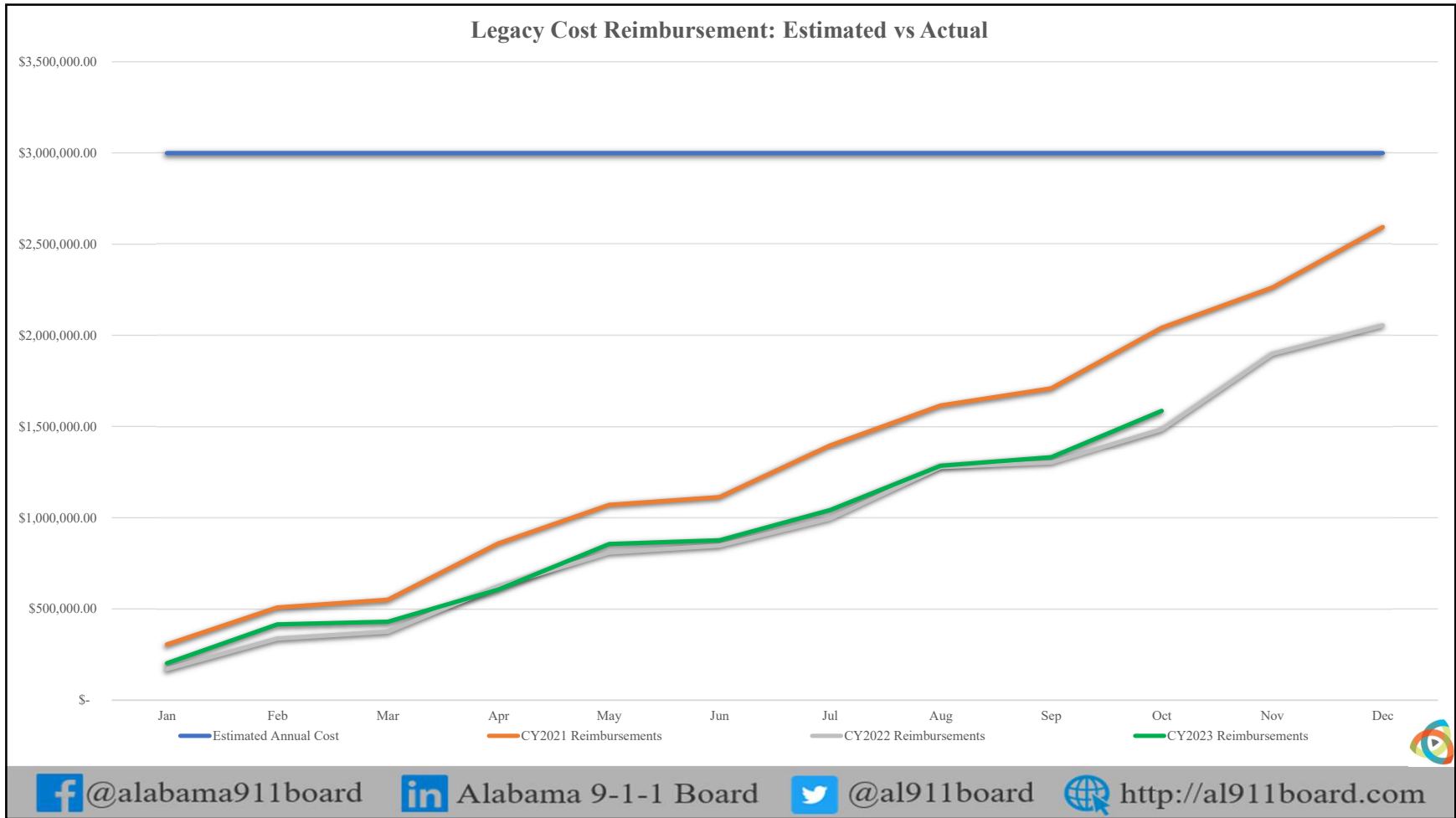
Alabama 9-1-1 Board



@al911board



<http://al911board.com>



Application Number	Emergency Communication District	Project Type	Award Amount	Agreement Returned	Funds Sent to Grantee	Project Status
GC5-2020-006	Wiregrass ECDs	Regional Connectivity Project	\$ 88,500.00	1/27/2021	2/3/2021	Ongoing - 3/13/2023
GC5-2020-009	St Clair County	Radio Equipment	\$ 124,190.00	2/1/2021	2/3/2021	Ongoing - 6/12/2023 Change request approved - 5/24/2022
GC5-2020-012	Gardendale	Radio Equipment	\$ 41,270.00	1/27/2021	2/3/2021	No update received
GC6-2021-007	Baldwin County	NG9-1-1 CPE	\$ 105,552.90	11/16/2021	11/22/2021	Complete - 7/24/2023
GC6-2021-010	Choctaw County	Backup System	\$ 49,409.06	10/20/2021	10/21/2021	Complete - 7/24/2022
GC6-2021-016	Wilcox County	NG9-1-1 CPE	\$ 83,187.00	11/22/2021	11/22/2021	Complete - 10/13/2023
		NG9-1-1 Recorder	\$ 450.00			
GC6-2021-020	Perry County	CAD Upgrade	\$ 29,769.26	10/14/2021	10/21/2021	Ongoing - 10/17/2023
TOTAL			\$ 547,295.22			



@alabama911board



Alabama 9-1-1 Board



@al911board



http://al911board.com

Application Number	Emergency Communication District	Project Type	Award Amount	Agreement Returned	Funds Sent to Grantee	Project Status
GC7-2022-001	Henry County	NG9-1-1 Recorder	\$ 20,045.00	10/03/2022	10/24/2022	Complete - 1/11/2023
GC7-2022-002	Autauga County	NG9-1-1 CPE	\$ 85,193.96	11/09/2022	11/25/2022	Complete - 2/23/2023
GC7-2022-003	Tallapoosa County	Direct IP Call Delivery	\$ 36,339.00	10/28/2022	11/25/2022	Ongoing - 10/13/2023
GC7-2022-004	Marengo County	NG9-1-1 CPE	\$ 125,358.75	11/03/2022	11/25/2022	Complete - 7/31/2023
GC7-2022-007	Marion County	NG9-1-1 CPE	\$ 103,983.75	9/30/2022	10/24/2022	Complete - 5/31/2023
GC7-2022-008	Winston County	NG9-1-1 Recorder	\$ 25,000.00	10/31/2022	11/25/2022	Complete - 1/11/2023
GC7-2022-012	Randolph County	NG9-1-1 Recorder	\$ 25,000.00	10/20/2022	10/24/2022	Complete - 4/26/2023
		GIS-related	\$ 7,219.88			
GC7-2022-013	Colbert County	CAD	\$ 106,698.60	11/08/2022	11/25/2022	Ongoing - 10/2/2023
GC7-2022-014	Bullock County	NG9-1-1 Recorder	\$ 24,485.00	10/04/2022	10/24/2022	Complete - 8/16/2023
GC7-2022-015	Morgan County	NG9-1-1 CPE	\$ 21,261.37	11/16/2022	11/25/2022	Complete - 4/25/2023
GC7-2022-016	Choctaw County	CAD	\$ 4,500.00	11/01/2022	11/25/2022	Project canceled by district; award returned
GC7-2022-018	Jefferson County	NG9-1-1 Recorder	\$ 25,000.00	10/03/2022	10/24/2022	Complete - 01/25/2023
GC7-2022-020	Jackson County	NG9-1-1 CPE	\$ 138,750.00	11/16/2022	11/25/2022	Complete - 4/13/2023
GC7-2022-021	Clay County	CAD	\$ 88,796.25	05/23/2023	07/28/2023	
GC7-2022-024	DeKalb County	NG9-1-1 CPE	\$ 173,306.25	11/17/2022	11/25/2022	Ongoing - 1/30/2023
TOTAL			\$ 1,010,937.81			



@alabama911board



Alabama 9-1-1 Board



@al911board



http://al911board.com

Other Distributions

- Monthly “show our work” Distributions
 - Baseline
 - Population
- Population Distributions : FY21, FY22, FY23
- Excess Cost Recovery Declaration from:
 - FY23 Fund Interest Income
 - FY23 Examiner’s Account
- Special Grant Cycle Focus:
 - Hardship
 - ECD Consolidation



@alabama911board



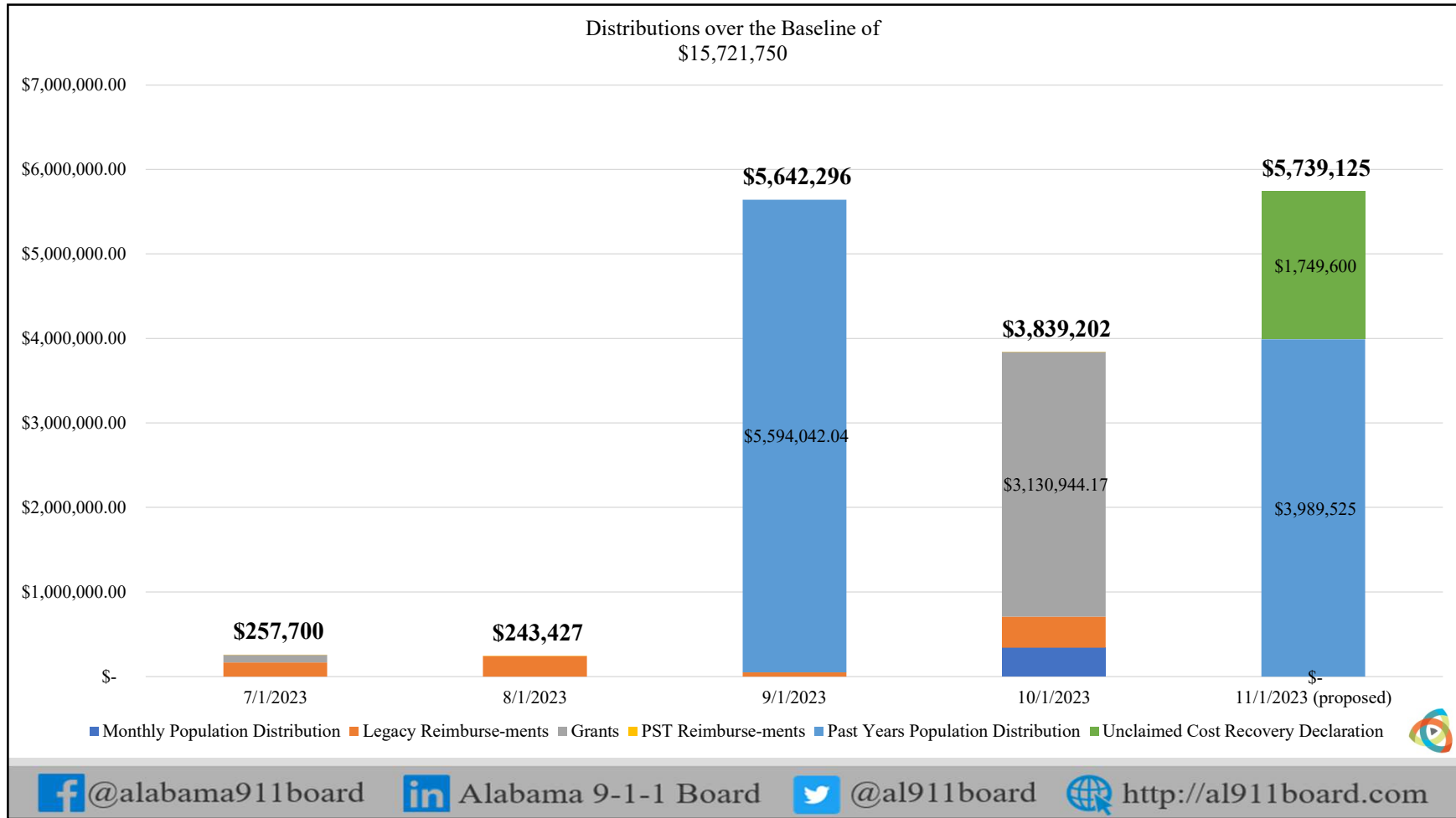
Alabama 9-1-1 Board



@al911board



<http://al911board.com>



Other Distributions

- Monthly “show our work” Distributions
 - Baseline
 - Population
- Population Distributions : FY21, FY22, FY23
- Excess Cost Recovery Declaration from:
 - FY23 Fund Interest Income
 - FY23 Examiner’s Account
- Special Grant Cycle Focus:
 - Hardship
 - ECD Consolidation



@alabama911board



Alabama 9-1-1 Board



@al911board



<http://al911board.com>

Follow-up to Sunset Review

- **FY19 through FY22**
 - Resolve Significant Issues/Findings NOW, so that they don't remain "unresolved" in our next review
- **Seek legislative changes regarding how the fund is divided out**
 - Amend Administrative Rules if/when appropriate
- **Show planned use of fund balances**
 - Expansion of PSAP services catalog (i.e. Texty/Prepared, additional analytics, RapidSOS Premium, Cybersecurity, ALEMD Program, GIS services, CAD, etc.)
 - RFP of LMS platform and/or PST Certification Database
 - RFQ for Call-handling solutions and/or CAD interoperability



@alabama911board



Alabama 9-1-1 Board



@al911board



<http://al911board.com>

Education & Outreach

TAB 4



 @alabama911board  Alabama 9-1-1 Board  @al911board  <http://al911board.com>



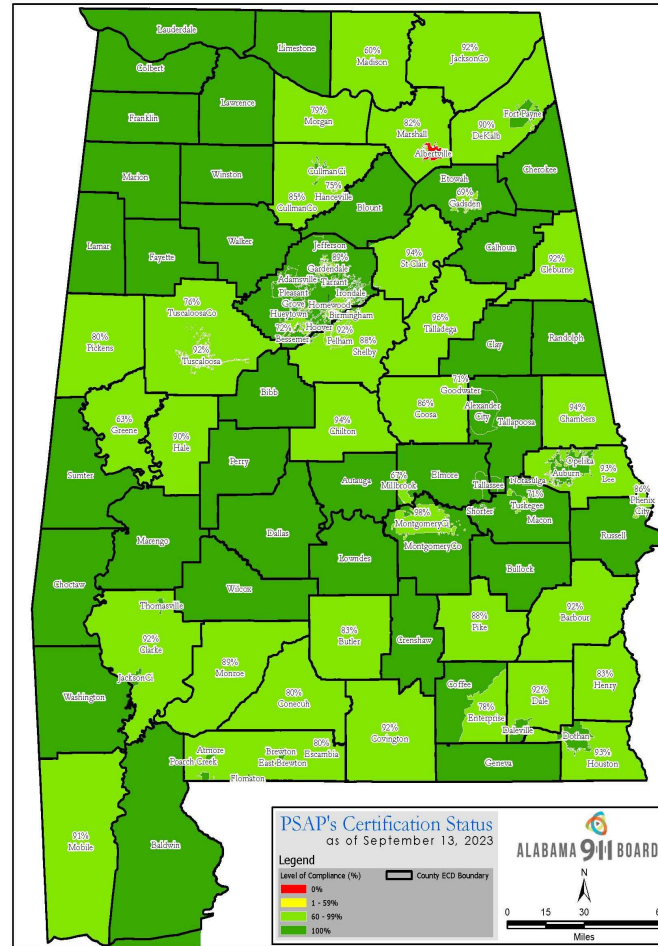
ALABAMA 911 BOARD

EDUCATION & OUTREACH PROGRAM

NOV 2023

ALPST Certification Map

...as of September 2023



Technology

TAB 5



@alabama911board



Alabama 9-1-1 Board



@al911board



<http://al911board.com>

Technology

- ❖ ANGEN
- ❖ GIS



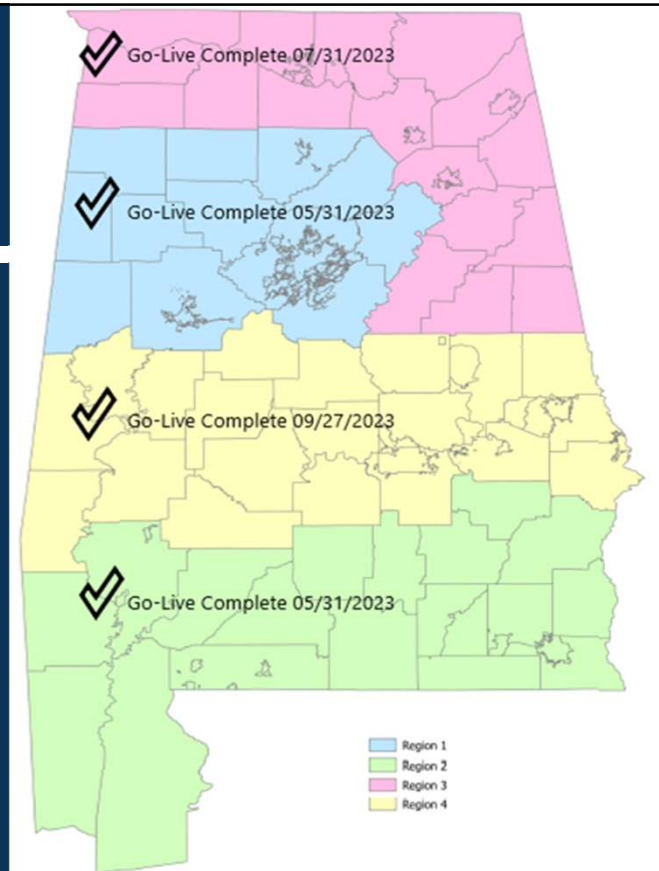
Alabama Next Generation Emergency Network

ANGEN 2.0
Report for September 1 - October 31, 2023



Statewide Geo-Routing Turn Up

✓ All Regions Complete as of September 27, 2023



Region 1
Region 2
Region 3
Region 4



OTM Cyber Integration into ANGEN Datacenters



- ❖ Cyberbox deployment by the end of the month in Montgomery and Huntsville Datacenters.
- ❖ Will provide cyber security and monitoring a proactive response.
- ❖ Augments our current security monitoring.
- ❖ Local company with national reach.

ESiNet Trends

The busiest day during the reporting period was October 21st – 10,492 calls were processed.

The second busiest day was September 1st – 10,461 calls were processed.

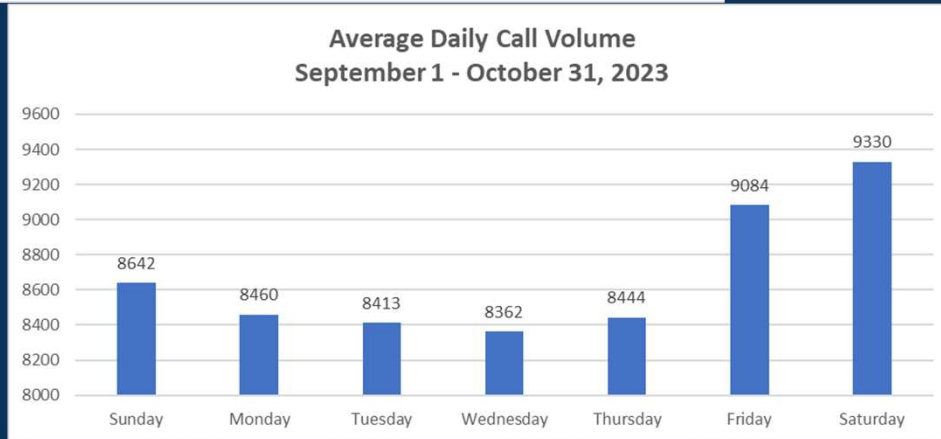


The average call volume per day was 9,255 which is down from 10,401 the previous reporting period – total calls since last report was 564,528.





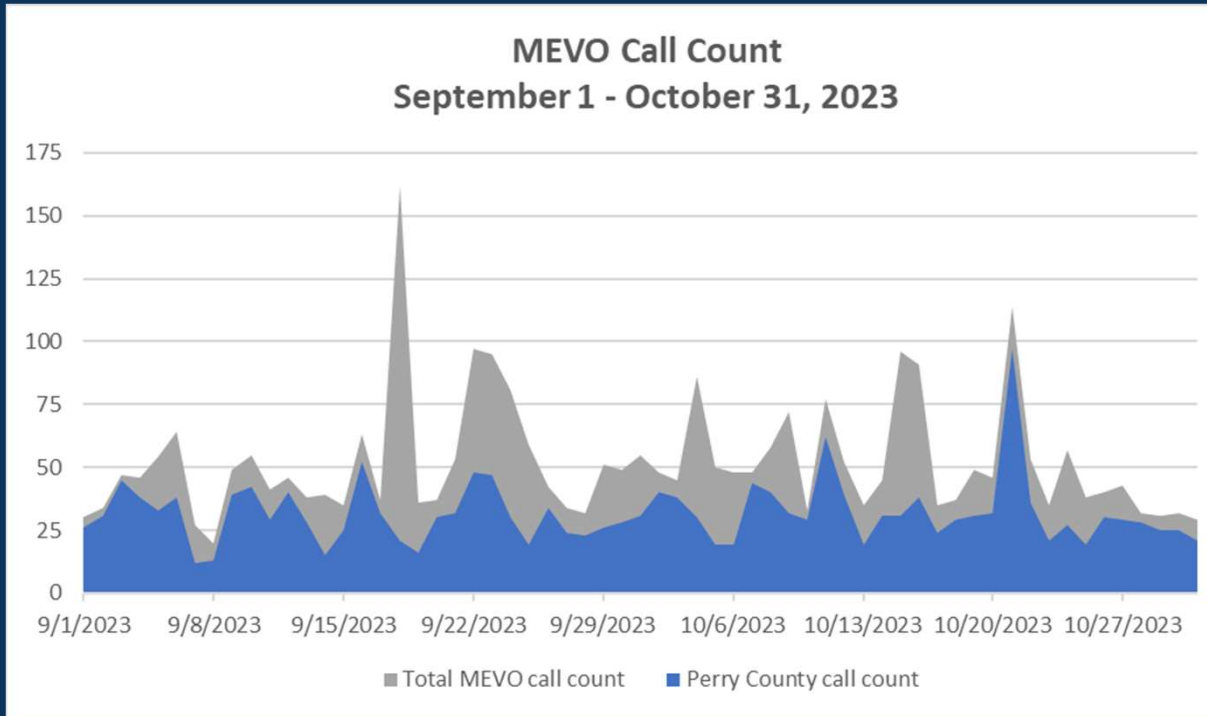
The 5:00 a.m. hour was the least busy.
The 4:00 p.m. hour was the most active.



Saturday proved to have the heaviest call volume (9,330)

Wednesday showed the lowest call volume (8,362)





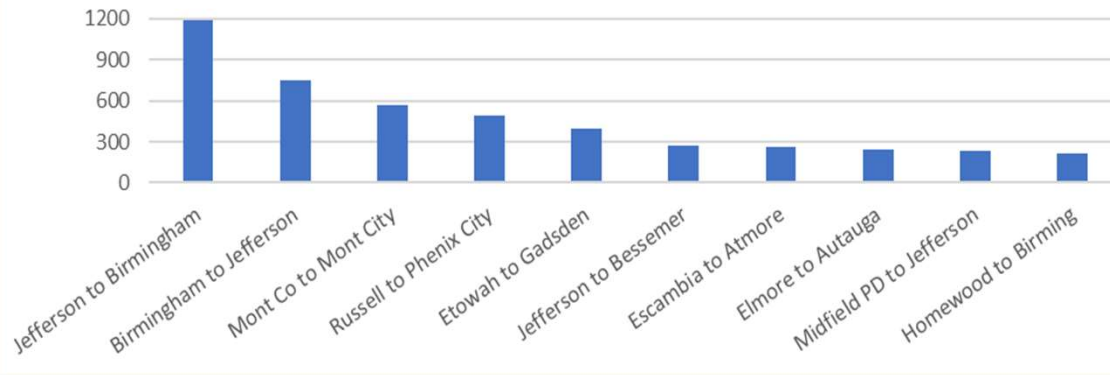
3,163 total MEVO calls count with an average of 52 per day.

** Perry County operates solely on MEVO.*

** Spike on 09/18/23 due to Lumen outage in Winston County*

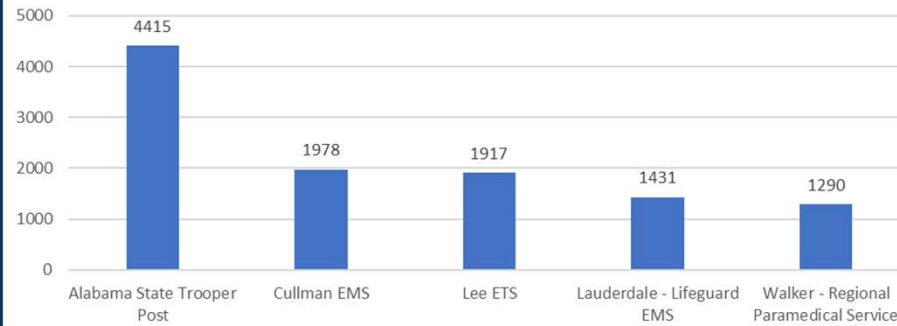


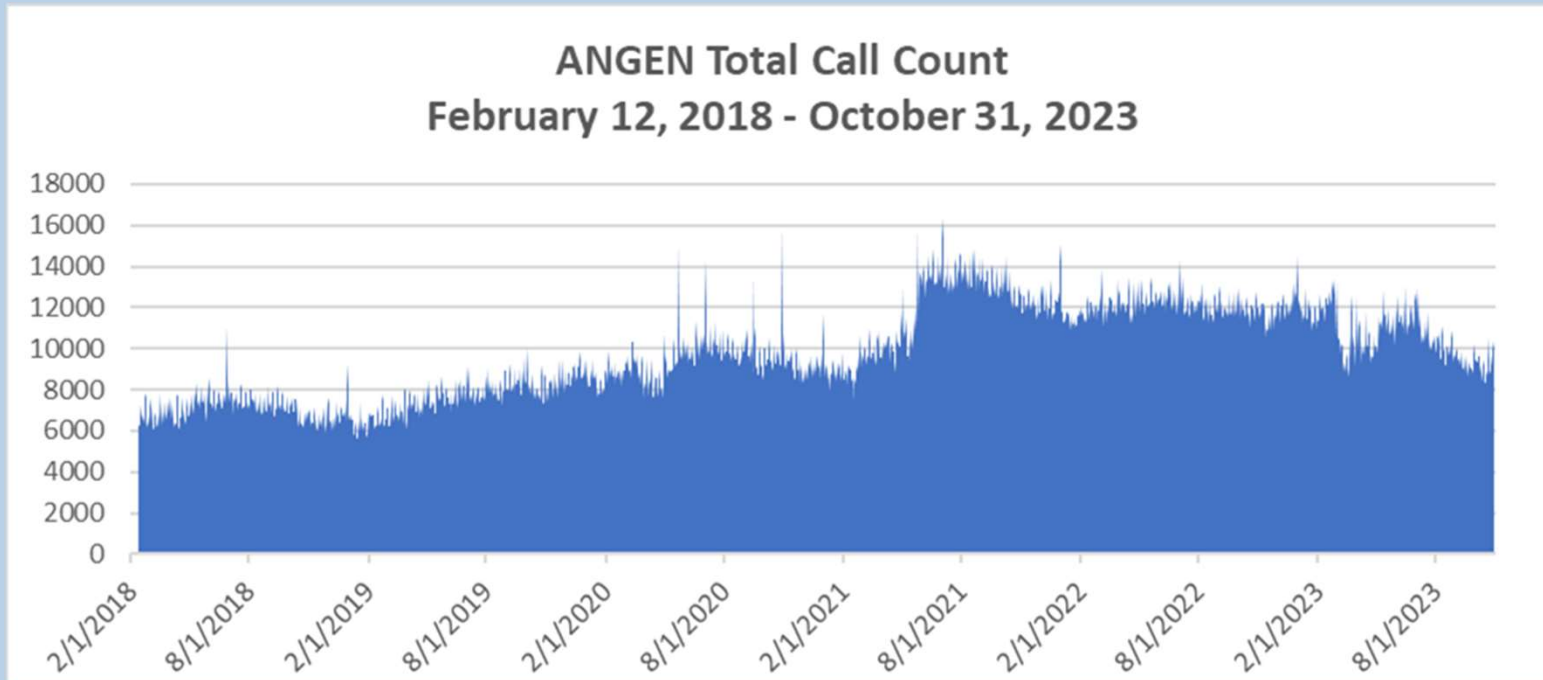
**Primary PSAP to Primary PSAP Transfers
September 1 - October 31, 2023**



There was a total of 16,658 Primary to Primary PSAP transfers.

**Top Five Secondary PSAP Transfers
September 1 - October 31, 2023**





ANGEN has now processed over 20.4 million calls!

Total Call Volume for February 12, 2018 – October 31, 2023: 20,424,054.

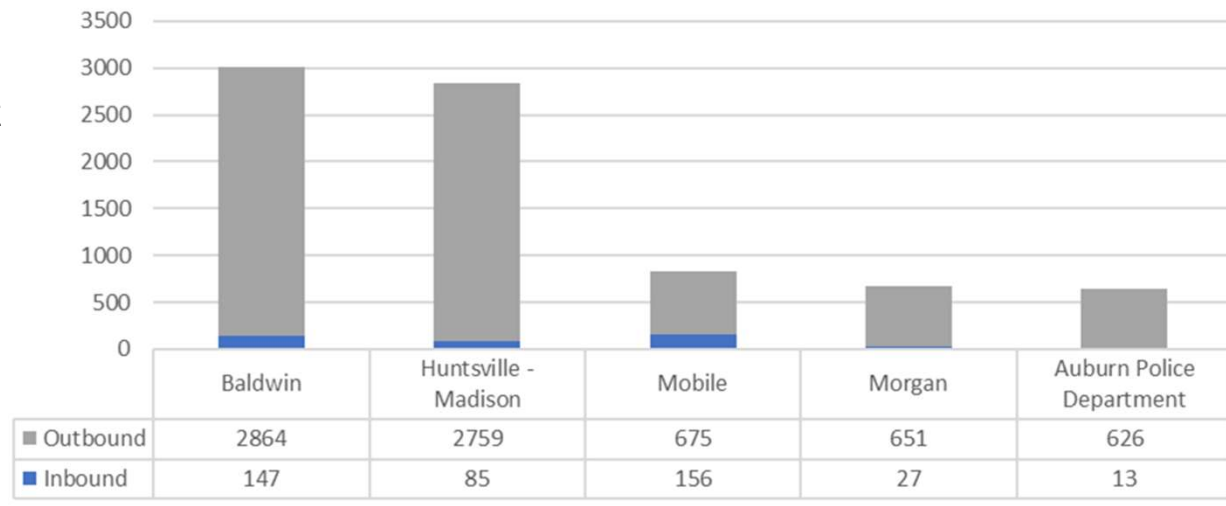


Texty Stats

There was a total of 2,469 inbound and 12,134 outbound text sessions for the reporting period.

83% of all text sessions were PSAP initiated.

**Top Five Text for 9-1-1 PSAPs
September 1 - October 31, 2023**

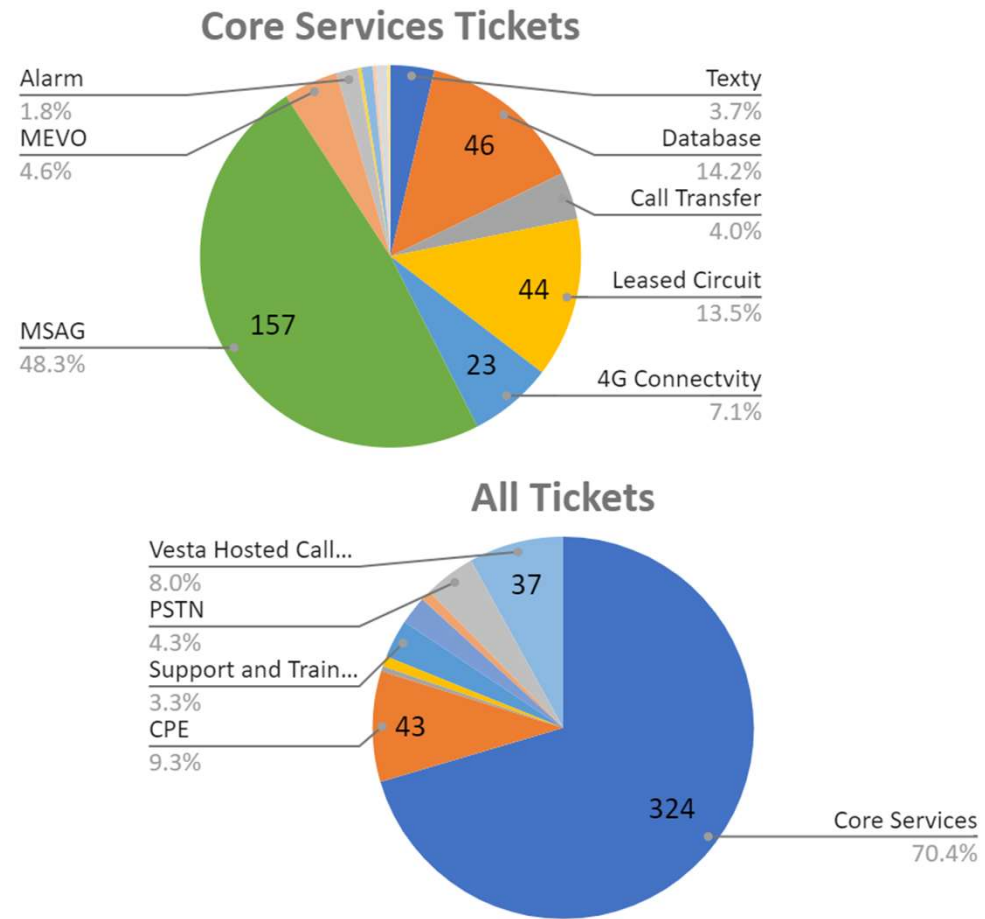


Trouble Ticket Analysis

A total of 460 tickets have been created since the last report.

70% of those tickets were core services related.

Board Report Page 9



Predicting Mass Casualty Events from 911 Data

Tuesday, November, 7 - 9, 2023

Location: The Synthesis Center, San Diego Supercomputer Building



Mass shootings are increasing in the United States, especially at schools. Emergency response is often delayed because alert and decision-making systems are inefficient or overburdened. Recent advances in AI and data mining could enable predictive analysis of 911 calls to detect mass shooting events and trigger alerts faster than current systems.

This workshop brought together experts across sectors to explore using 911 data streams for early detection of mass casualty events.





ALNENA Gulf Coast Conference: *October 15-18, 2023*

ALNENA 2023 is in the books!

INdigital sponsored a fun networking event for 'First Time Attendees.'

Caleb presented alongside State 911 Director Leah Missildine on NG911.



Board Report Page 11

Questions?

Caleb Branch
cbranch@indigital.net
256.276.6854

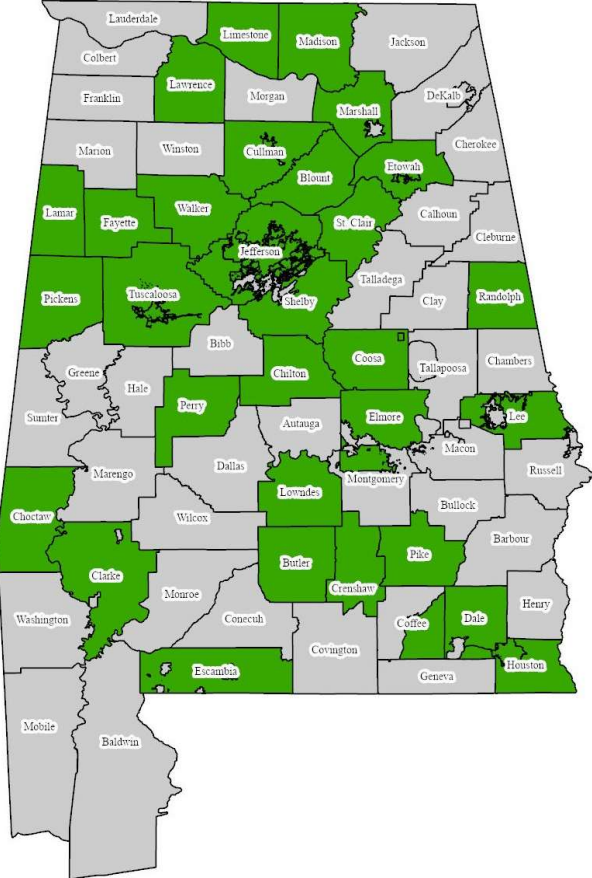
INdigital
877.469.2010
support@indigital.net
1616 Directors Row,
Fort Wayne, IN 46808



Technology


- ❖ ANGEN
- ❖ GIS







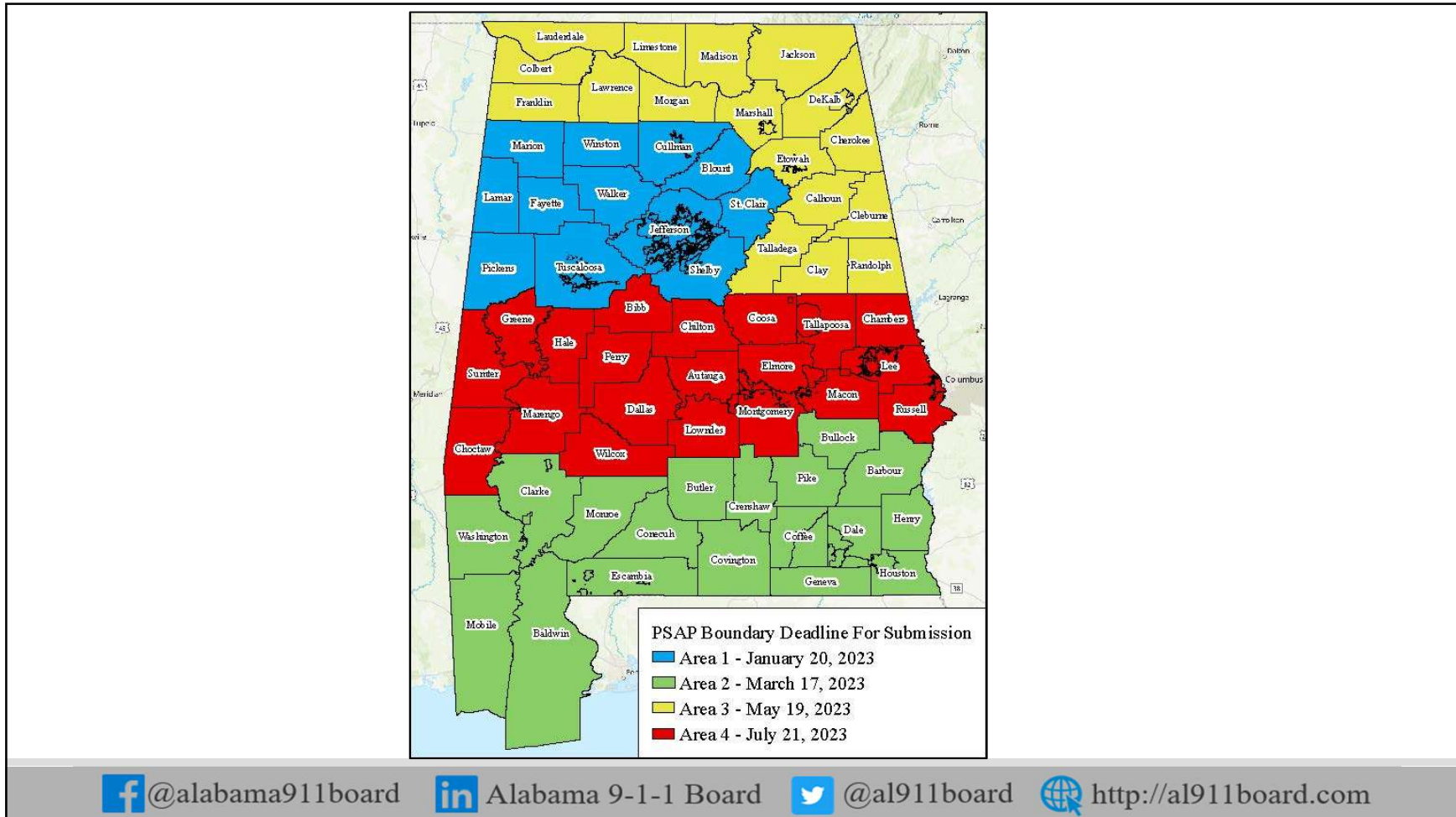


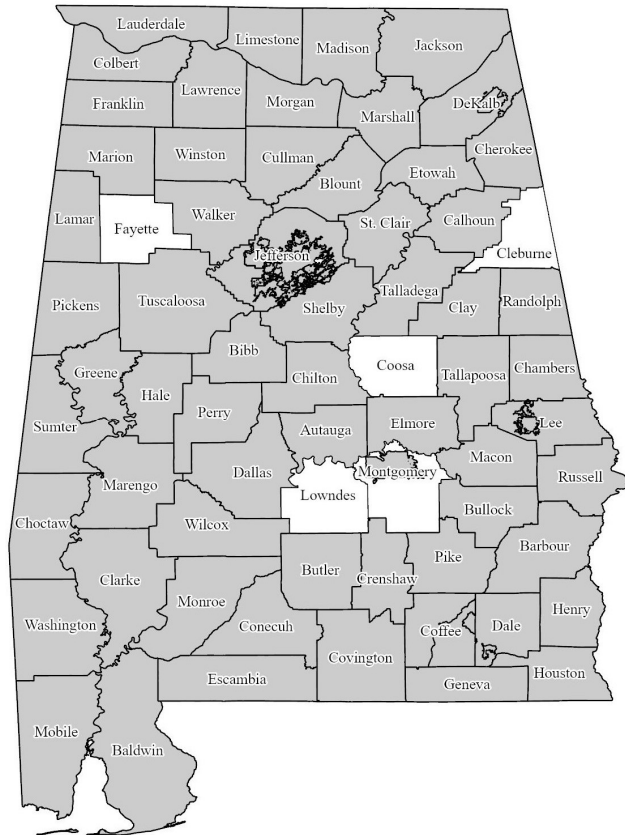
PSAPs Anderson has visited

- 49 PSAPs have been visited in person
- Representing 46% of all PSAPs in the State
- 32 County PSAPs
- 17 Municipal PSAPs



 @alabama911board  Alabama 9-1-1 Board  @al911board  <http://al911board.com>

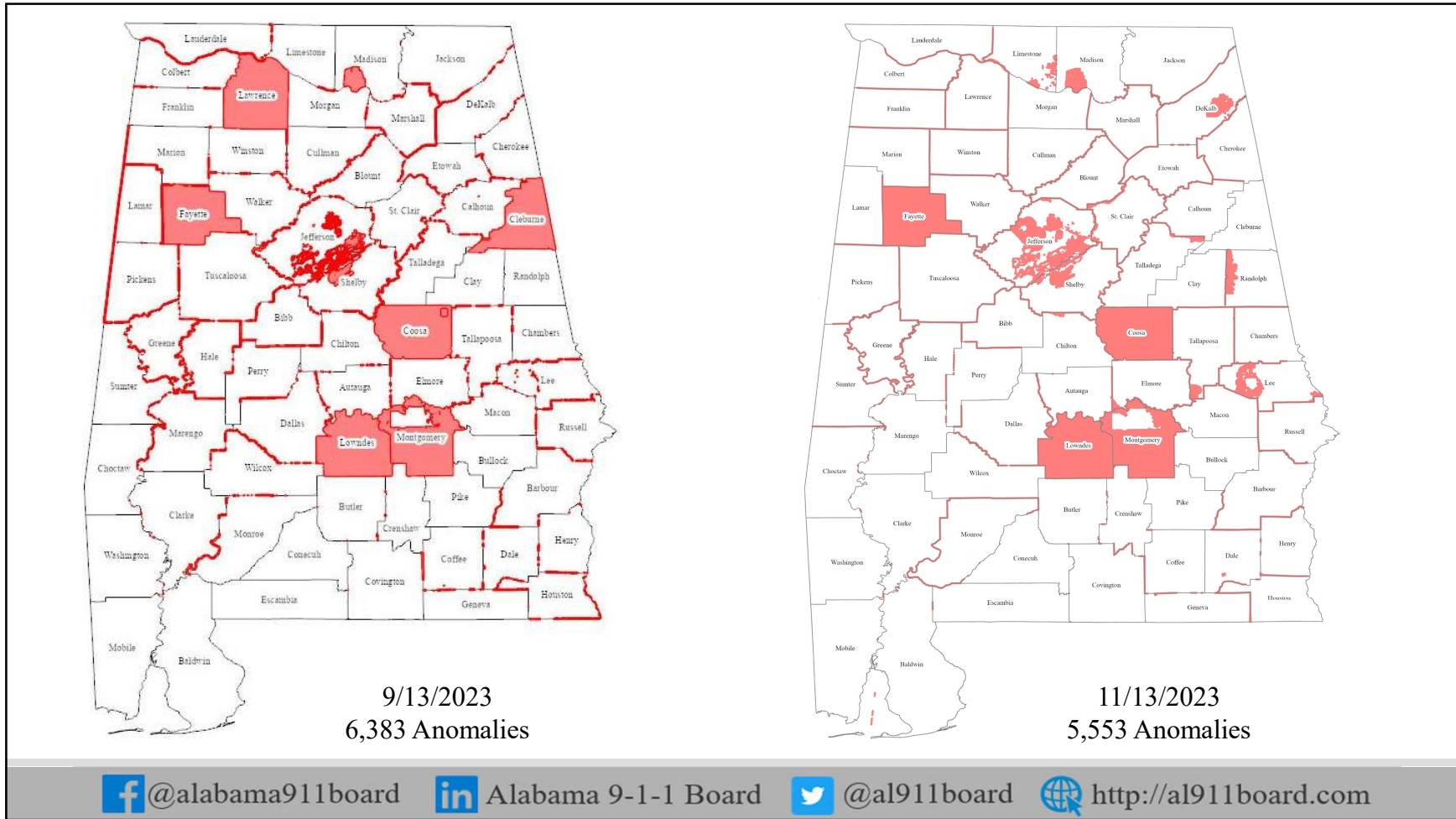


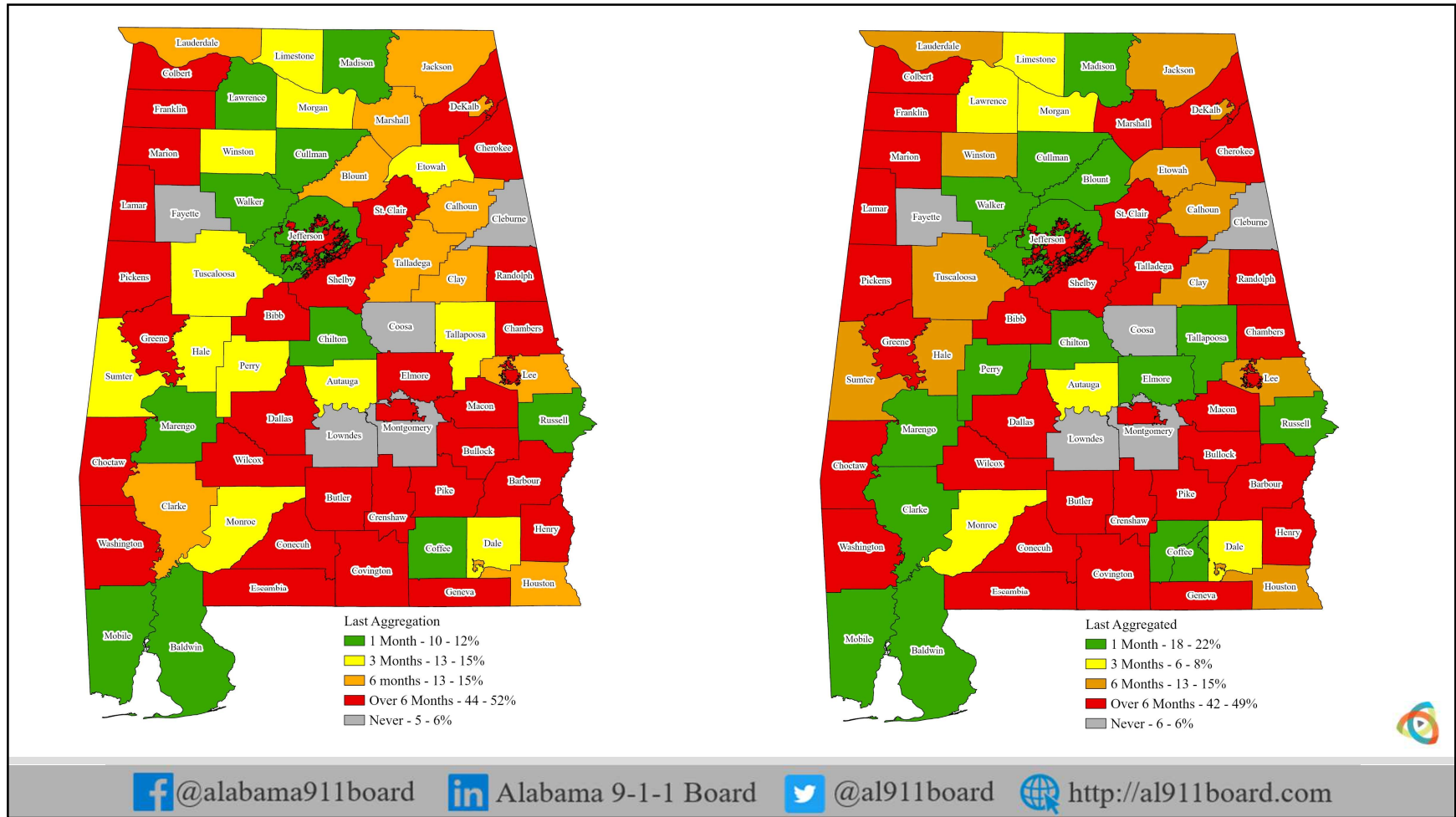


Districts That Have Not Aggregated Data

- Cleburne ECD
- Coosa ECD
- Fayette ECD
- Irondale ECD
- Lowndes ECD
- Montgomery Co ECD







Supporting RapidSOS Premium Portal Deployment

- Created an address geocoder for use in displaying call location indicators and location validation that uses our local ECD address point information
- Working with DATAMARK and RapidSOS we created a functional basemap using local authoritative GIS data as the backbone of the heads-up display
- Completed the roll-out plan starting with Morgan County
- Full deployment has begun dependent upon ECD data readiness
- Local GIS data remediation becomes critical to allow these functions to work
- MSAG and ALI synchronization to GIS are paramount for a successful instance
- GIS data updates will be passed to Premium Portal via the State's aggregated dataset within VEP
- Requires ECDs to regularly utilize VEP to upload, validate and aggregate GIS data



@alabama911board



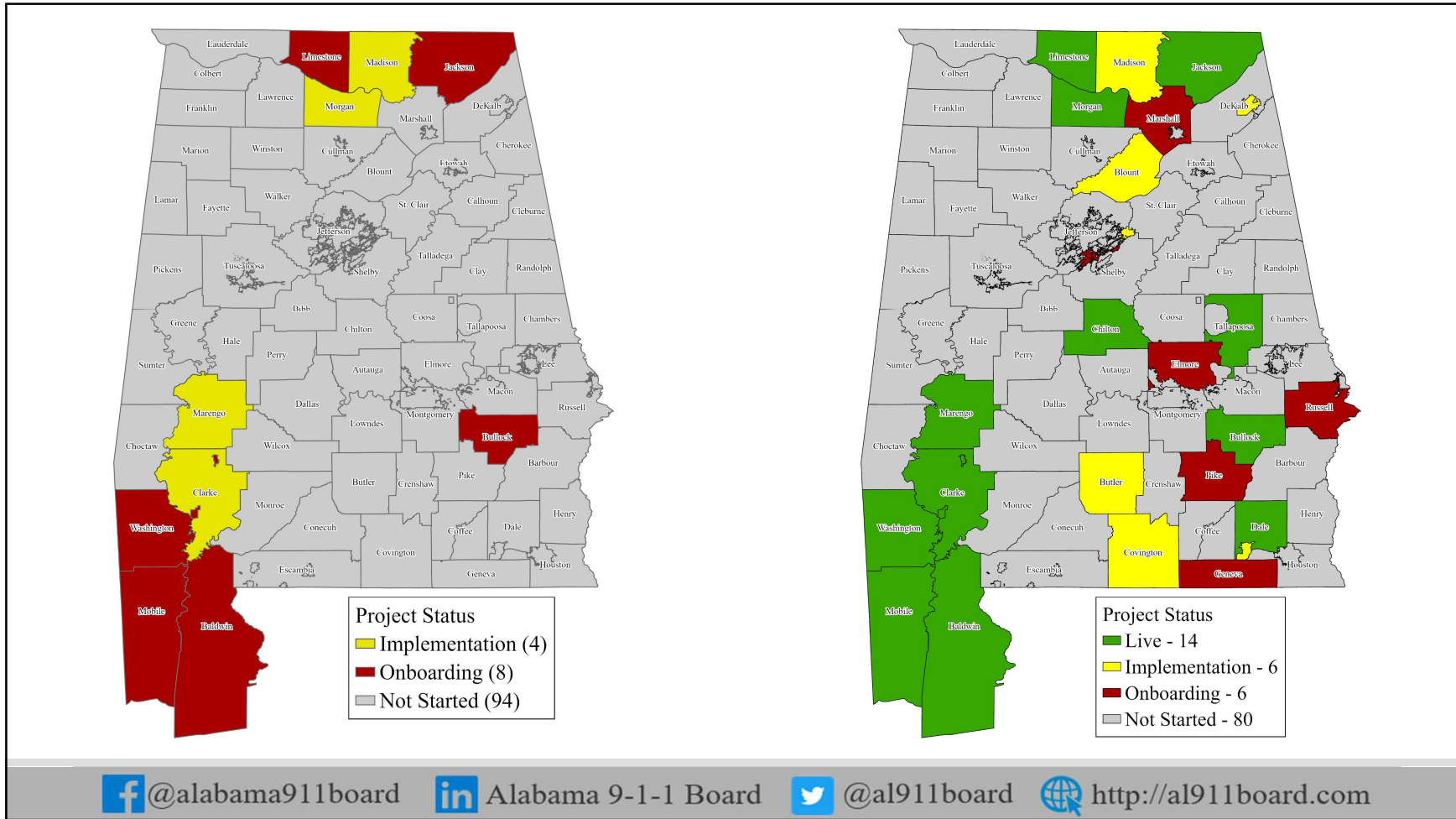
Alabama 9-1-1 Board



@a1911board

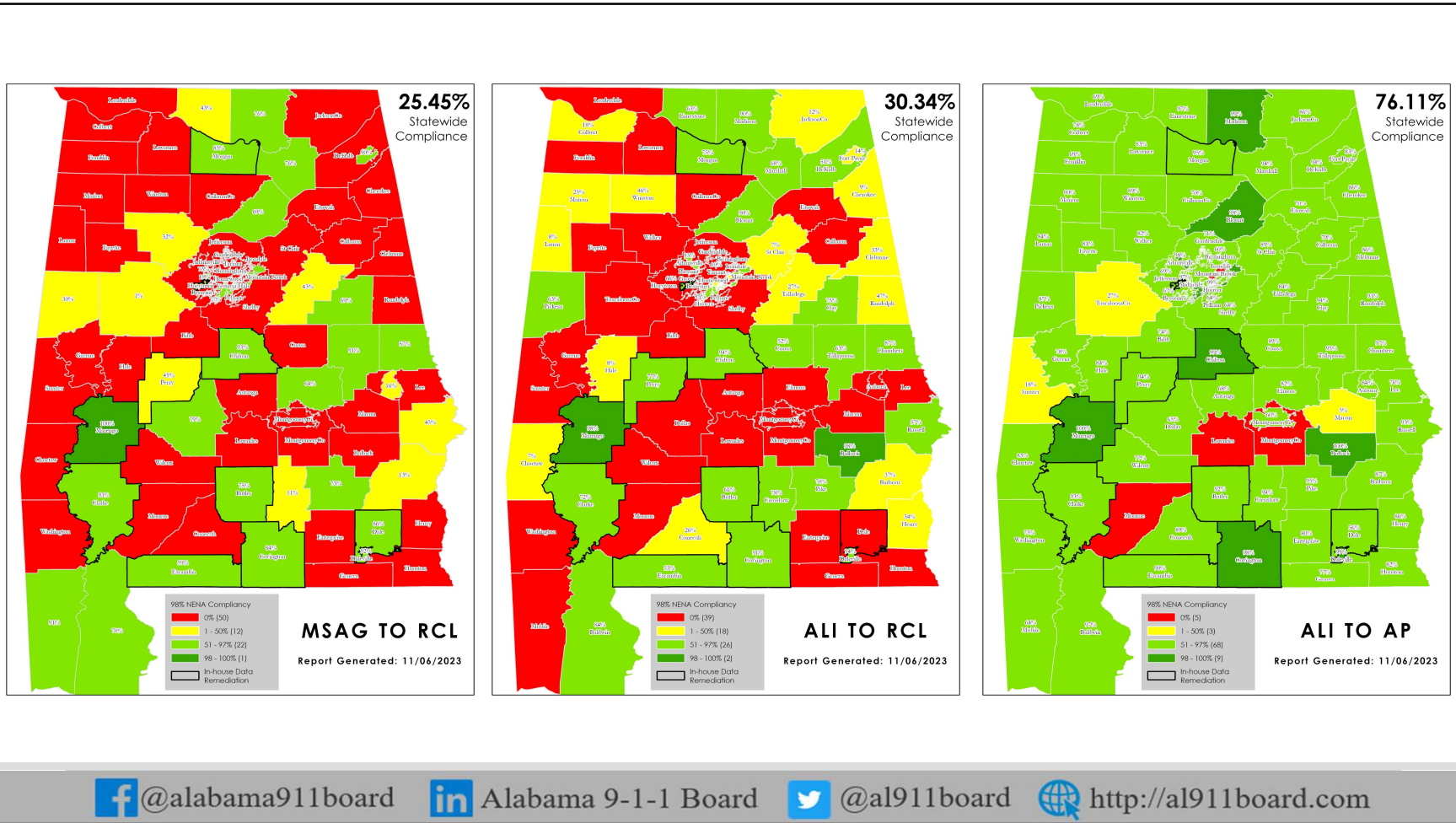


<http://a1911board.com>



Jurisdiction	MSAG to RCL % Match	ALI to RCL % Match	ALI to AP % Match
Marengo County ECD, AL	99.56%	97.60%	99.66%
Clarke County ECD, AL	93.13%	72.15%	93.35%
Hilton County ECD, AL	92.67%	91.44%	98.50%
Daleville Municipal ECD, AL	91.54%	93.66%	99.24%
Tallapoosa County ECD, AL	91.41%	62.56%	95.06%
Fort Payne Municipal ECD, AL	89.99%	14.39%	82.72%
Mobile County ECD, AL	87.28%	0.00%	64.65%
Dale County ECD, AL	86.32%	0.00%	56.00%
Morgan County ECD, AL	84.82%	75.09%	95.47%
Covington County ECD, AL	84.24%	91.03%	97.57%
Dallas County ECD, AL	78.63%	0.00%	64.86%
Hoover Municipal ECD, AL	77.48%	94.65%	99.33%
Madison County ECD, AL	76.41%	91.54%	98.88%
Marshall County ECD, AL	76.09%	67.86%	93.77%
Butler County ECD, AL	75.01%	61.45%	91.84%
Pleasant Grove Municipal ECD, AL	72.90%	0.00%	78.76%
Pike County ECD, AL	72.76%	69.70%	94.84%
Baldwin County ECD, AL	69.71%	83.54%	97.43%
Clay County ECD, AL	68.95%	75.12%	94.18%
Blount County ECD, AL	68.94%	90.02%	98.23%
Elmore County ECD, AL	63.67%	0.00%	82.05%
Escambia County ECD, AL	59.20%	54.95%	90.50%
Chambers County ECD, AL	57.23%	87.08%	97.45%
Russell County ECD, AL	44.91%	60.30%	92.58%
Talladega County ECD, AL	42.79%	27.28%	84.40%
Limestone County ECD, AL	41.22%	61.62%	96.69%
Pickens County ECD, AL	30.31%	63.35%	86.59%
Midfield Municipal ECD, AL	19.54%	89.71%	96.76%
Auburn Municipal ECD, AL	16.45%	0.00%	83.55%
Barbour County ECD, AL	12.94%	37.38%	87.42%
Crenshaw County ECD, AL	11.08%	77.75%	94.40%
Walker County ECD, AL	8.07%	0.00%	81.54%
Tuscaloosa County ECD, AL	0.68%	0.00%	27.37%
Bullock County ECD, AL	0.00%	97.89%	99.84%
Adamsville Municipal ECD, AL	0.00%	92.98%	97.78%
Coosa County ECD, AL	0.00%	52.29%	89.46%
DeKalb County ECD, AL	0.00%	51.17%	93.55%
Randolph County ECD, AL	0.00%	47.00%	91.04%
Winston County ECD, AL	0.00%	46.17%	88.88%
Perry County ECD, AL	0.00%	41.76%	85.62%
Henry County ECD, AL	0.00%	33.83%	86.39%
Cleburne County ECD, AL	0.00%	32.88%	85.64%
Vestavia Municipal ECD, AL	0.00%	31.58%	57.31%
Conecuh County ECD, AL	0.00%	25.64%	88.87%
Marion County ECD, AL	0.00%	24.63%	90.40%
Colbert County ECD, AL	0.00%	17.78%	77.71%

Jackson County ECD, AL	0.00%	12.20%	86.35%
Tarrant County ECD, AL	0.00%	10.08%	72.32%
Cherokee County ECD, AL	0.00%	8.62%	85.80%
Lamar County ECD, AL	0.00%	7.96%	84.03%
Hale County ECD, AL	0.00%	7.83%	83.70%
Choctaw County ECD, AL	0.00%	7.07%	83.07%
St. Clair County ECD, AL	0.00%	6.93%	88.77%
Lawrence County ECD, AL	0.00%	0.00%	83.16%
Houston County ECD, AL	0.00%	0.00%	82.49%
Fayette County ECD, AL	0.00%	0.00%	81.29%
Coffee County	0.00%	0.00%	79.99%
Enterprise Municipal ECD, AL	0.00%	0.00%	79.99%
Calhoun County ECD, AL	0.00%	0.00%	79.48%
Hueytown Municipal ECD, AL	0.00%	0.00%	78.69%
Greene County ECD, AL	0.00%	0.00%	77.97%
Wilcox County ECD, AL	0.00%	0.00%	77.31%
Geneva County ECD, AL	0.00%	0.00%	76.68%
Lee County ECD, AL	0.00%	0.00%	75.53%
Washington County ECD, AL	0.00%	0.00%	74.81%
Bibb County ECD, AL	0.00%	0.00%	73.68%
Gardendale Municipal ECD, AL	0.00%	0.00%	71.27%
Cullman County ECD, AL	0.00%	0.00%	69.84%
Etowah County ECD, AL	0.00%	0.00%	69.60%
Franklin County ECD, AL	0.00%	0.00%	68.88%
Jefferson County ECD, AL	0.00%	0.00%	68.64%
Lauderdale County ECD, AL	0.00%	0.00%	68.58%
Autauga County ECD, AL	0.00%	0.00%	68.16%
Bessemer Municipal ECD, AL	0.00%	0.00%	67.40%
Shelby County ECD, AL	0.00%	0.00%	64.18%
Montgomery Municipal ECD, AL	0.00%	0.00%	59.57%
Birmingham Municipal ECD, AL	0.00%	0.00%	59.52%
Homewood Municipal ECD, AL	0.00%	0.00%	58.63%
Sumter County ECD, AL	0.00%	0.00%	18.12%
Macon County ECD, AL	0.00%	0.00%	4.51%
Irondale Municipal ECD, AL	0.00%	0.00%	0.00%
Lowndes County ECD, AL	0.00%	0.00%	0.00%
Monroe County ECD, AL	0.00%	0.00%	0.00%
Montgomery County ECD, AL	0.00%	0.00%	0.00%
Mountain Brook Municipal ECD, AL	0.00%	0.00%	0.00%



Governance

TAB 6



Governance

- ❖ **Rate Adjustment Update**
- ❖ **Need for Governance Committee Meeting with Legal**



Old Business

TAB 7



 @alabama911board  Alabama 9-1-1 Board  @al911board  <http://al911board.com>

Old Business

❖ **Executive Director Evaluation**



New Business

TAB 8



 @alabama911board  Alabama 9-1-1 Board  @al911board  <http://al911board.com>

New Business

❖ Committee Appointments

- **Education & Outreach**
 - Fred Johnson
- **Governance**
 - Evelyn Causey, Tim Webb, Greg Silas
- **Finance**
 - Robert Smith, Greg Silas
- **Technical**
 - John Nettles, Brandon Wallace

❖ Officer Elections



Public Comments

OPEN FORUM



 @alabama911board  Alabama 9-1-1 Board  @al911board  <http://a911board.com>

Next Board Meeting

JANUARY 17, 2024

10:00AM

MONTGOMERY, AL



 @alabama911board  Alabama 9-1-1 Board  @al911board  <http://al911board.com>

Adjournment



 @alabama911board  Alabama 9-1-1 Board  @al911board  <http://a911board.com>